

## INDEPENDENT AUDITOR'S REPORT

### To The Members of Swaraj Green Power and Fuel Limited Report on the Audit of the Financial Statements

#### Opinion

We have audited the accompanying standalone financial statements of **Swaraj Green Power and Fuel Limited** ("the Company"), which comprise the Standalone Balance Sheet as at 31<sup>st</sup> March 2025, the standalone Statement of Profit and Loss (including other comprehensive income), the Standalone Statement of Changes in Equity, the Standalone Cash Flow Statement for the year then ended, and a summary of material accounting policies and other explanatory information's for the year ended on that date (hereinafter referred to as "the standalone financial statements").

In our opinion and to the best of our information and according to the explanations given to us, the aforesaid standalone financial statements give the information required by the Companies Act, 2013 (hereinafter referred to as "the Act") in the manner so required and give a true and fair view in conformity with the Indian Accounting Standards notified under section 133 of the Act read with the Companies (Indian Accounting Standards Rules, 2015, as amended from time to time (hereinafter referred to as "Ind AS") and other accounting principles generally accepted in India, of the state of affairs of the Company as at 31<sup>st</sup> March, 2025, its profit (including other comprehensive income), changes in equity and its cash flows for the year ended on that date.

#### Basis for Opinion

We conducted our audit of the Standalone financial statements in accordance with the Standards on Auditing (SAs) specified under section 143(10) of the Act. Our responsibilities under those Standards are further described in the Auditor's Responsibility for the Audit of the Financial Statements section of our report. We are independent of the Company in accordance with the Code of Ethics issued by the Institute of Chartered Accountants of India (ICAI) together with the ethical requirements that are relevant to our audit of the financial statements under the provisions of the Act and the Rules made thereunder, and we have fulfilled our other ethical responsibilities in accordance with these requirements and the ICAI's Code of Ethics. We believe that the audit evidence obtained by us is sufficient and appropriate to provide a basis for our audit opinion on the Standalone financial statements.

#### Emphasis of Matter - Restatement of prior period financial statements

We draw attention to note 43 to the accompanying standalone financial statements, which describes the restatements made to the comparative financial information for the year ended and as at 31 March 2024 and as at 1<sup>st</sup> April 2023, in accordance with the principles of Ind AS 8, Accounting policies, Changes in Accounting Estimates and Errors, for correction of certain identified material prior period errors, which are further described in the aforesaid note. Our opinion is not modified in respect of this matter.



# Rathi Rathi and Co.

Chartered Accountants

## Information Other than the Standalone Financial Statements and Auditor's Report Thereon

- The Company's Board of Directors is responsible for the other information. The other information comprises the information included in the Directors Report, but does not include the Consolidated Financial Statements, Standalone Financial Statements, and our auditor's report thereon.
- Our opinion on the Standalone Financial Statements does not cover the other information and we do not express any form of assurance conclusion thereon.
- In connection with our audit of the Standalone financial statements, our responsibility is to read the other information and, in doing so, consider whether the other information is materially inconsistent with the Standalone Financial Statements, or our knowledge obtained during the course of our audit or otherwise appears to be materially misstated.
- If, based on the work we have performed, we conclude that there is a material misstatement of this other information, we are required to report that fact. We have nothing to report in this regard.

## Responsibility of Management and Those Charged with Governance for the Standalone Financial Statements

The Company's Board of Directors is responsible for the matters stated in section 134(5) of the Act with respect to the preparation of these standalone financial statements that give a true and fair view of the financial position, financial performance (including other comprehensive income), changes in equity and cash flows of the Company in accordance with the accounting principles generally accepted in India, including the Indian Accounting Standards specified under section 133 of the Act read with relevant rules, as amended from time to time. This responsibility also includes maintenance of adequate accounting records in accordance with the provisions of the Act for safeguarding of the assets of the Company and for preventing and detecting frauds and other irregularities; selection and application of appropriate accounting policies; making judgments and estimates that are reasonable and prudent; and design, implementation and maintenance of adequate internal financial controls, that were operating effectively for ensuring the accuracy and completeness of the accounting records, relevant to the preparation and presentation of the standalone financial statements that give a true and fair view and are free from material misstatement, whether due to fraud or error.

In preparing the standalone financial statements, the Board of Directors is responsible for assessing the Company's ability to continue as a going concern, disclosing, as applicable, matters related to going concern and using the going concern basis of accounting unless Board of Directors either intends to liquidate the Company or to cease operations, or has no realistic alternative but to do so.

Those Board of Directors are also responsible for overseeing the Company's financial reporting process.



## Auditor's Responsibility for the Audit of the Standalone Financial Statements

Our objectives are to obtain reasonable assurance about whether the standalone financial statements as a whole are free from material misstatement, whether due to fraud or error, and to issue an auditor's report that includes our opinion. Reasonable assurance is a high level of assurance but is not a guarantee that an audit conducted in accordance with SAs will always detect a material misstatement when it exists. Misstatements can arise from fraud or error and are considered material if, individually or in the aggregate, they could reasonably be expected to influence the economic decisions of users taken on the basis of these standalone financial statements.

As part of an audit in accordance with SAs, we exercise professional judgment and maintain professional skepticism throughout the audit. We also:

- Identify and assess the risks of material misstatement of the standalone financial statements, whether due to fraud or error, design and perform audit procedures responsive to those risks, and obtain audit evidence that is sufficient and appropriate to provide a basis for our opinion. The risk of not detecting a material misstatement resulting from fraud is higher than for one resulting from error, as fraud may involve collusion, forgery, intentional omissions, misrepresentations, or the override of internal control.
- Obtain an understanding of internal financial control relevant to the audit in order to design audit procedures that are appropriate in the circumstances. Under section 143(3)(i) of the Act, we are also responsible for expressing our opinion on whether the Company has adequate internal financial controls system in place and the operating effectiveness of such controls.
- Evaluate the appropriateness of accounting policies used and the reasonableness of accounting estimates and related disclosures made by the management.
- Conclude on the appropriateness of management's use of the going concern basis of accounting and, based on the audit evidence obtained, whether a material uncertainty exists related to events or conditions that may cast significant doubt on the Company's ability to continue as a going concern. If we conclude that a material uncertainty exists, we are required to draw attention in our auditor's report to the related disclosures in the standalone financial statements or, if such disclosures are inadequate, to modify our opinion. Our conclusions are based on the audit evidence obtained up to the date of our auditor's report. However, future events or conditions may cause the Company to cease to continue as a going concern.
- Evaluate the overall presentation, structure and content of the standalone financial statements, including the disclosures, and whether the standalone financial statements represent the underlying transactions and events in a manner that achieves fair presentation.



# Rathi Rathi and Co.

Chartered Accountants

Materiality is the magnitude of misstatements in the financial statements that, individually or in aggregate, makes it probable that the economic decisions of a reasonably knowledgeable user of the financial statements may be influenced. We consider quantitative materiality and qualitative factors in (i) planning the scope of our audit work and in evaluating the results of our work; and (ii) to evaluate the effect of any identified misstatements in the financial statements.

We communicate with those charged with governance regarding, among other matters, the planned scope and timing of the audit and significant audit findings, including any significant deficiencies in internal control that we identify during our audit.

We also provide those charged with governance with a statement that we have complied with relevant ethical requirements regarding independence, and to communicate with them all relationships and other matters that may reasonably be thought to bear on our independence, and where applicable, related safeguards.

## Report on Other Legal and Regulatory Requirements

1. As required by the Companies (Auditor's Report) Order, 2020 ("the Order") issued by the Central Government of India in terms of Section 143(11) of the Act, we give in "Annexure A" a statement on the matters specified in paragraphs 3 and 4 of the Order to the extent available.
2. As required by Section 143(3) of the Act, based on our audit, we report that:
  - a) We have sought and obtained all the information and explanations which to the best of our knowledge and belief were necessary for the purposes of our audit.
  - b) In our opinion, proper books of account as required by law have been kept by the Company so far as it appears from our examination of those books.
  - c) The Standalone Balance Sheet, the Standalone Statement of Profit and Loss (including Other Comprehensive Income), the Standalone Statement of Changes in Equity and the Standalone Statement of Cash Flows dealt with by this Report are in agreement with the books of account.
  - d) In our opinion, the aforesaid standalone financial statements comply with the Ind AS specified under Section 133 of the Act.
  - e) On the basis of the written representations received from the directors as on 31st March 2025 taken on record by the Board of Directors, none of the directors is disqualified as on 31st March 2025 from being appointed as a Director in terms of Section 164(2) of the Act.
  - f) With respect to the adequacy of the internal financial controls over financial reporting of the Company and the operating effectiveness of such controls, refer to our separate Report in "Annexure B". Our report expresses unmodified opinion on the adequacy and operating effectiveness of the Company's internal financial controls over financial reporting



# Rathi Rathi and Co.

Chartered Accountants

- g) In our opinion and to the best of our information and according to the explanations given to us, the remuneration paid by the Company to directors other than the Managing Director/Whole-time Director and Manager has exceeded the limits prescribed under the provisions of the Companies Act, 2013. Details of remuneration paid in excess of the limit laid down under this section are as given below:

Period	Number of managerial personnel	Amount of excess remuneration (in INR Millions)
Year Ended March 2025	3	1.81

The Company has represented that in accordance with Section 197 of the Act, the Company has proposed to place the matter before the shareholders at the upcoming AGM to seek their approval for waiver of recovery of the excess remuneration paid, thereby ensuring compliance with the applicable provisions of the Act.

- h) With respect to the other matters to be included in the Auditor's Report in accordance with Rule 11 of the Companies (Audit and Auditors) Rules, 2014, as amended, in our opinion and to the best of our information and according to the explanations given to us:
- i. The Company has disclosed the impact of pending litigations on its financial position in its standalone financial statements - Refer Note 37 to the standalone financial statements.
  - ii. The Company did not have any long-term contracts including derivative contracts for which there were any material foreseeable losses.
  - iii. There were no amounts which were required to be transferred to the Investor Education and Protection Fund by the Company.
  - iv.
    - a) The management has represented that, to the best of its knowledge and belief, no funds have been advanced or loaned or invested (either from borrowed funds or share premium or any other sources or kind of funds) by the company to or in any other person or entities, including foreign entities ("Intermediaries"), with the understanding, whether recorded in writing or otherwise, that the Intermediary shall, whether, directly or indirectly lend or invest in other persons or entities identified in any manner whatsoever by or on behalf of the company ("Ultimate Beneficiaries") or provide any guarantee, security or the like on behalf of the Ultimate Beneficiaries;
    - b) The management has represented, that, to the best of its knowledge and belief, no funds have been received by the company from any person or entities, including foreign entities ("Funding Parties"), with the understanding, whether recorded in writing or otherwise, that the company shall, whether, directly or indirectly, lend or invest in other persons or entities identified in any manner whatsoever by or on behalf of the Funding Party ("Ultimate Beneficiaries") or provide any guarantee, security or the like on behalf of the Ultimate Beneficiaries;



# Rathi Rathi and Co.

Chartered Accountants

- c) Based on audit procedures performed that have been considered reasonable and appropriate in the circumstances, and according to the information and explanations provided to us by the Management in this regard, nothing has come to their notice that has caused us to believe that the representations under sub-clause (i) and (ii) of Rule 11(e) as provided in (1) and (2) above, contain any material mis-statement.
- v. The Company has not declared any dividend during the year.
- vi. Based on our examination which included test checks, the Company has used an accounting software for maintaining its books of account and collating the related data ("prime software") along with certain other software's for supporting specific functions and operations ("supporting software"). The prime software has a feature of recording audit trail (edit log) facility which, was activated and have been operated throughout the year for all relevant transactions recorded in the said software. In the case of the supporting software used for cane management, the feature for recording audit trail (edit log) facility have not been verified by us.

For Rathi Rathi and Co.  
Chartered Accountants  
FRN No. 135143W



*Jagdish*

Jagdish Somani  
Partner

Membership No.: 159407  
UDIN: 25159407BMJLWF8718

Place: Pune  
Date: 03/07/2025

# Rathi Rathi and Co.

Chartered Accountants

## ANNEXURE A TO THE INDEPENDENT AUDITOR'S REPORT

(Referred to in paragraph 1 under 'Report on Other Legal and Regulatory Requirements' section of our report of even date)

- (i) In respect of the Company's property, plant and equipment and intangible assets:
  - a) (1) The Company has maintained proper records showing full particulars, including quantitative details and situation of Property, Plant and Equipment.  
(2) The Company has maintained proper records showing full particulars of intangible assets.
  - b) According to the information and explanations given to us some of the Property, Plant and Equipment, were physically verified during the year by the Management in accordance with a programme of verification, which in our opinion provides for physical verification of all the Property, Plant and Equipment, at reasonable intervals having regard to the size of the Company and the nature of its activities, no material discrepancies were noticed on such verification.
  - c) According to the information and explanations given to us and based on our examination of the relevant records of the Company, the title deeds of all immovable properties, as disclosed in note no. 3(a) to the standalone financial statements, are held in the name of the Company as on the balance sheet date.
  - d) The Company has not revalued any of its property, plant and equipment (including right of use assets) and intangible assets during the year. Accordingly, reporting under clause (i)(d) of paragraph 3 of the Order is not applicable to the Company; and
  - e) According to the information and explanations given to us and as represented by the management, no proceeding has been initiated during the year or are pending against the Company as at 31st March, 2025 for holding any benami property under the Benami Transactions (Prohibition) Act, 1988 (45 of 1988) and rules made thereunder, as amended from time to time. Accordingly, reporting under clause (i)(e) of paragraph 3 of the Order is not applicable to the Company.
- (ii) According to the information and explanations given to us and based on our examination of the books of account of the Company.
  - (a) The inventories were physically verified during the year by the Management at reasonable intervals. In our opinion and according to the information and explanations given to us, the coverage and procedure of such verification by the Management is appropriate having regard to the size of the Company and the nature of its operations. No discrepancies of 10% or more in the aggregate for each class of inventories were noticed on such physical verification of inventories when compared with books of account.



# Rathi Rathi and Co.

Chartered Accountants

- (b) The Company has been sanctioned working capital limits in excess of five crore rupees, in aggregate, from banks on the basis of security of certain current assets in respect of which quarterly statements (hereinafter referred to as "Statements") have been filed with the banks. These Statements have been prepared in accordance with the unaudited books of account of the Company of the respective quarters and there are no material differences at the end of the quarters in this respect other than those as set out below:

(₹ in Millions)

Quarter ended	Amount of current assets as charged to the banks		Differential amount [(Increase)/ decrease] with respect to books of account
	As per books of account	As per the Statements Filed with banks	
Jun-24	5,461.89	5,433.20	28.69
Sep-24	4,901.80	4,898.80	3.00
Dec-24	5,904.14	5,788.70	115.44
Mar-25	6,265.94	6,156.00	109.94

The differences as stated above have arisen majorly due to the variation in the basis of valuation followed for inventory of sugar and the exclusion of certain current assets of the company in the statement filed with the bank. The sugar inventory for the purpose of the Statements have been valued as per the terms of sanction letter whereas, in the books of accounts, these have been valued as per the accounting policy followed in this respect by the Company. (Also refer note no. 45(2)(A) to the standalone financial statements)

- (iii) The Company has not made any investments in, granted advances in the nature of loans, secured or unsecured, to companies, firms, Limited Liability Partnerships, or any other parties during the year. The Company has given guarantee to banks and granted loans during the year, in respect of which:

- (a) The Company has not provided loans or advances in the nature of loans during the year. However, the Company has, stood guarantee during the year and details of which are given below:

Amount (₹ in Millions)

	Loans	Guarantees
A. Aggregate amount granted / provided during the year:		
- For other parties	90.00	943.00
B. Balance outstanding as at balance sheet date in respect of above cases:		
- For other parties	90.00	870.00



# Rathi Rathi and Co.

Chartered Accountants

- (b) The Company has not made any investments in, granted any advances in the nature of loans during the year. The Company has granted loan to one of its customers which is repayable on demand. The Company also has an outstanding balance as at year end, pertaining to advances in nature of loan which was made in previous years. The terms and conditions of the guarantees provided and loans granted during the year are, in our opinion, prima facie, are not prejudicial to the Company's interest.
- (c) The Company has an outstanding balance as at year end, pertaining to advances in nature of loan which was made in previous years for which schedule of repayment has not been stipulated. In respect of loans granted by the Company, the terms of payment of interest has been stipulated. For such loan granted during the year the payment of interest is not due as on 31<sup>st</sup> March 2025 and in the absence of such information, we are unable to comment on the regularity of the repayments and report on clauses 3(iii)(c), (d) and (e) of the Order.
- (d) The Company has granted Loans or advances in the nature of loans which are without specifying any terms or period of repayment, details of which are given below:

Amount (₹ in Millions)

	All Parties	Related Parties*
Aggregate of loans/advances in nature of loans		
- Repayable on demand (A)	90.00	-
- Agreement does not specify any terms or period of repayment (B) *	-	0.63
Percentage of loans/advances in nature loans to the total loans	99.31%	0.69%

\*The entity was a subsidiary of the Company till 2<sup>nd</sup> September 2024.

- (iv) The Company has not granted loans, and provided security under the provisions of Section 185 of the Companies Act, 2013. The Company has granted loans, and provided guarantees under the provisions of Section 186 of the Companies Act, 2013. The Company has complied with the provisions of Sections 185 and 186 of the Companies Act, 2013, as applicable.
- (v) The Company has not accepted any deposit or amounts which are deemed to be deposits. Hence, reporting under clause (v) of the Order is not applicable.
- (vi) The maintenance of cost records has been specified by the Central Government under section 148(1) of the Companies Act, 2013. We have broadly reviewed the books of account maintained by the Company pursuant to the Companies (Cost Records and Audit) Rules, 2014, as amended, prescribed by the Central Government for maintenance of cost records under Section 148(1) of the Companies Act, 2013, and are of the opinion that, prima facie, the prescribed cost records have been made and maintained by the Company. We have, however, not made a detailed examination of the cost records with a view to determine whether they are accurate or complete.



# Rathi Rathi and Co.

Chartered Accountants

(vii) According to the information and explanations given to us and based on our examination of the books of account:

(a) Undisputed statutory dues, including Goods and Service tax, Provident Fund, Income-tax, Sales Tax, duty of Custom, duty of Excise, Value Added Tax, cess and other material statutory dues applicable to the Company have generally been regularly deposited by it with the appropriate authorities though there has been delay in respect of remittance of few cases of Provident Fund, Labour Welfare Fund and Tax Deducted at Source deposits. These delays in deposit have not been serious. We have been informed that the provisions of the Employees' State Insurance Act, 1948 are not applicable to the Company.

There were no undisputed amounts payable in respect of Goods and Service tax, Provident Fund, Income-tax, Sales Tax, Service Tax, duty of Custom, duty of Excise, Value Added Tax, cess and other material statutory dues in arrears as at March 31, 2025 for a period of more than six months from the date they became payable.

(b) The details of statutory dues referred to in clause (vii) (a) above, which have not been deposited on account of any dispute are as follows:

## Statement of Disputed Dues

Name of the Statute	Nature of the Dues	Amount (₹ in Millions)	Period to which the amount relates	Forum where dispute is pending
Goods and Service Tax Act	Demand after GST Audit	13.65	FY 2019-2020	Goods and Service Tax Department

(viii) In our opinion and on the basis of information and explanations given to us and as represented by the management, there were no transactions relating to previously unrecorded income that were surrendered or disclosed as income in the tax assessments under the Income Tax Act, 1961 (43 of 1961) during the year.

(ix) In our opinion and on the basis of information and explanations given to us and based on our examination of the books of account of the Company:

(a) The Company has not defaulted in the repayment of loans or other borrowings, or in the payment of interest thereon to any lender during the year.

(b) The Company has not been declared wilful defaulter by any bank or financial institution or government or any government authority.

(c) The term loans raised during the year were applied for the purposes for which they were raised by the Company.

(d) On an overall examination of the financial statements of the Company, funds raised on short-term basis have, prima facie, not been used during the year for long-term purposes by the Company.



# Rathi Rathi and Co.

Chartered Accountants

- (e) On an overall examination of the financial statements of the Company, the Company has not taken any funds from any entity or person on account of or to meet the obligations of its subsidiaries.
- (f) The Company has not raised loans during the year on the pledge of securities held in its subsidiaries. The Company does not have joint ventures or associate companies. The Company has sold its shareholding in its subsidiary on 2<sup>nd</sup> September 2024.
- (x) According to the information and explanations given to us and based on our examination of the books of account of the Company:
- (a) The Company has not raised any money by way of initial public offer or further public offer (including debt instruments) during the year and accordingly, reporting under clause (x)(a) of paragraph 3 of the Order is not applicable to the Company; and
- (b) The Company has not made any preferential allotment or private placement of shares or convertible debentures (fully, partially, or optionally convertible) during the year and accordingly, reporting under clause (x)(b) of paragraph 3 of the Order is not applicable to the Company.
- (xi)
- (a) To the best of our knowledge, and according to the information and explanation given to us, no fraud by the Company and no material fraud on the Company has been noticed or reported during the year.
- (b) According to the information and explanation given to us, no report under sub-section (12) of section 143 of the Companies Act has been filed in Form ADT-4 as prescribed under rule 13 of Companies (Audit and Auditors) Rules, 2014 with the Central Government, during the year and up to the date of this report.
- (c) As represented to us by the Management, there were no whistle blower complaints received by the Company during the year.
- (xii) The Company is not a Nidhi Company and hence reporting under clause (xii) of the Order is not applicable.
- (xiii) In our opinion, the Company is in compliance with Section 177 and 188 of the Companies Act, where applicable, for all transactions with the related parties and the details of related party transactions have been disclosed in the financial statements etc. as required by the applicable accounting standards.
- (xiv) a. The Company has appointed a firm of Chartered Accountants to carry out the internal audit of the Company. In our opinion the Company has an adequate internal audit system commensurate with the size and the nature of its business.
- b. We have considered the internal audit reports issued to the Company during the year and covering the period up to March 31, 2025.



# Rathi Rathi and Co.

Chartered Accountants

- (xv) In our opinion during the year the Company has not entered into any non-cash transactions with its directors or persons connected with its directors and hence provisions of section 192 of the Companies Act, 2013 are not applicable to the Company.
- (xvi)
- A. The Company is not required to be registered under section 45-IA of the Reserve Bank of India Act, 1934. Hence, reporting under clause (xvi)(a), (b) and (c) of the Order is not applicable.
- B. The Group does not have any CIC as part of the group and accordingly reporting under clause (xvi)(d) of the Order is not applicable.
- (xvii) The Company has not incurred cash losses during the financial year covered by our audit and the immediately preceding financial year.
- (xviii) There has been no resignation of the statutory auditors during the year.
- (xix) On the basis of the financial ratios, ageing and expected dates of realization of financial assets and payment of financial liabilities, other information accompanying the financial statements and our knowledge of the Board of Directors and Management plans and based on our examination of the evidence supporting the assumptions, nothing has come to our attention, which causes us to believe that any material uncertainty exists as on the date of the audit report indicating that Company is not capable of meeting its liabilities existing at the date of balance sheet as and when they fall due within a period of one year from the balance sheet date. We, however, state that this is not an assurance as to the future viability of the Company. We further state that our reporting is based on the facts up to the date of the audit report and we neither give any guarantee nor any assurance that all liabilities falling due within a period of one year from the balance sheet date, will get discharged by the Company as and when they fall due.
- (xx) According to the information and explanations given to us and based on our examination of the books and records of the Company, there are no unspent amount towards Corporate Social Responsibility on either ongoing projects or other than ongoing projects as stated in section 135 of the Act and accordingly, reporting under clauses (xx)(a) and (xx)(b) of paragraph 3 of the Order is not applicable for the year.

For Rathi Rathi and Co.  
Chartered Accountants  
FRN No. 135143W



*Jagadish*

Jagadish Somani  
Partner

Membership No.: 159407  
UDIN: 25159407BMJLWF8718

Place: Pune  
Date: 03/07/2025

# Rathi Rathi and Co.

Chartered Accountants

## ANNEXURE B TO THE INDEPENDENT AUDITOR'S REPORT

(Referred to in paragraph 2(f) under 'Report on Other Legal and Regulatory Requirements' section of our report of even date)

Report on the Internal Financial Controls Over Financial Reporting under Clause (i) of Sub-section 3 of Section 143 of the Companies Act, 2013 ("the Act")

We have audited the internal financial controls over financial reporting of Swaraj Green Power & Fuel Limited ("the Company") as of March 31, 2025, in conjunction with our audit of the standalone financial statements of the Company for the year ended on that date.

### Management's Responsibility for Internal Financial Controls

The Company's management is responsible for establishing and maintaining internal financial controls based on the internal control over financial reporting criteria established by the Company considering the essential components of internal control stated in the Guidance Note on Audit of Internal Financial Controls Over Financial Reporting (hereinafter referred to as "the Guidance Note") issued by the Institute of Chartered Accountants of India (hereinafter referred to as "the ICAI"). These responsibilities include the design, implementation and maintenance of adequate internal financial controls that were operating effectively for ensuring the orderly and efficient conduct of its business, including adherence to company's policies, the safeguarding of its assets, the prevention and detection of frauds and errors, the accuracy and completeness of the accounting records, and the timely preparation of reliable financial information, as required under the Companies Act, 2013.

### Auditors' Responsibility

Our responsibility is to express an opinion on the Company's internal financial controls over financial reporting based on our audit. We conducted our audit in accordance with the Guidance Note and the Standards on Auditing prescribed under Section 143(10) of the Companies Act, 2013, to the extent applicable to an audit of internal financial controls. Those Standards and the Guidance Note require that we comply with ethical requirements and plan and perform the audit to obtain reasonable assurance about whether adequate internal financial controls over financial reporting was established and maintained and if such controls operated effectively in all material respects.

Our audit involves performing procedures to obtain audit evidence about the adequacy of the internal financial controls system over financial reporting and their operating effectiveness. Our audit of internal financial controls over financial reporting included obtaining an understanding of internal financial controls over financial reporting, assessing the risk that a material weakness exists, and testing and evaluating the design and operating effectiveness of internal control based on the assessed risk. The procedures selected depend on the auditor's judgement, including the assessment of the risks of material misstatement of the financial statements, whether due to fraud or error.

We believe that the audit evidence we have obtained is sufficient and appropriate to provide a basis for our qualified audit opinion on the Company's internal financial controls system over financial reporting.



# Rathi Rathi and Co.

Chartered Accountants

## Meaning of Internal Financial Controls Over Financial Reporting:

A company's internal financial control over financial reporting is a process designed to provide reasonable assurance regarding the reliability of financial reporting and the preparation of financial statements for external purposes in accordance with generally accepted accounting principles. A company's internal financial control over financial reporting includes those policies and procedures that (1) pertain to the maintenance of records that, in reasonable detail, accurately and fairly reflect the transactions and dispositions of the assets of the company; (2) provide reasonable assurance that transactions are recorded as necessary to permit preparation of financial statements in accordance with generally accepted accounting principles, and that receipts and expenditures of the company are being made only in accordance with authorisations of management and directors of the company; and (3) provide reasonable assurance regarding prevention or timely detection of unauthorised acquisition, use, or disposition of the company's assets that could have a material effect on the financial statements.

## Inherent Limitations of Internal Financial Controls Over Financial Reporting:

Because of the inherent limitations of internal financial controls over financial reporting, including the possibility of collusion or improper management override of controls, material misstatements due to error or fraud may occur and not be detected. Also, projections of any evaluation of the internal financial controls over financial reporting to future periods are subject to the risk that the internal financial control over financial reporting may become inadequate because of changes in conditions, or that the degree of compliance with the policies or procedures may deteriorate.

## Opinion:

In our opinion, to the best of our information and according to the explanations given to us the Company has in all material respects, an adequate internal financial controls system over financial reporting and such internal financial controls over financial reporting were operating effectively as of March 31, 2025, based on the internal control over financial reporting criteria established by the Company considering the essential components of internal control stated in the Guidance Note issued by the ICAI.

For Rathi Rathi and Co.  
Chartered Accountants  
FRN No. 135143W



A handwritten signature in black ink, appearing to read "Jagdish Somani".

Jagdish Somani  
Partner

Membership No.: 159407  
UDIN: 25159407BMJLWF8718

Place: Pune  
Date: 03/07/2025

Swaraj Green Power and Fuel Limited  
(All amounts in INR millions, unless otherwise stated)

Standalone Balance sheet

	Notes	As at 31 March 2025	As at 31 March 2024 (Restated)	As at 01 April 2023 (Restated)
<b>ASSETS</b>				
<b>I. Non-current assets</b>				
Property, plant and equipment	3 (a)	6,279.98	6,562.46	3,662.42
Capital work-in-progress	3 (a)	-	-	1,600.01
Right of Use Assets	3 (b)	-	9.39	-
Intangible assets	4	0.07	0.07	0.07
Financial assets				
(i) Investments	5	1.20	2.20	2.00
(ii) Other financial assets	6 (a)	23.57	19.16	25.39
Other non-current assets	7 (a)	46.11	108.14	57.67
<b>Total non-current assets</b>		<b>6,350.93</b>	<b>6,701.42</b>	<b>5,347.56</b>
<b>II. Current assets</b>				
Inventories	8	4,008.71	3,687.05	3,309.92
Financial assets				
(i) Trade receivables	9	720.73	625.08	587.42
(ii) Cash and cash equivalents	10	11.43	121.47	28.91
(iii) Loans	11	90.02	-	-
(iv) Other financial assets	6 (b)	772.96	591.51	327.46
Other current assets	7 (b)	662.09	623.09	557.47
<b>Total current assets</b>		<b>6,265.94</b>	<b>5,648.20</b>	<b>4,811.18</b>
<b>Total assets</b>		<b>12,616.87</b>	<b>12,349.62</b>	<b>10,158.74</b>
<b>EQUITY AND LIABILITIES</b>				
<b>Equity</b>				
Equity share capital	12 (a)	505.81	505.81	505.81
Other equity	12 (b)	1,840.89	1,642.68	1,439.02
<b>Total equity</b>		<b>2,346.70</b>	<b>2,148.49</b>	<b>1,944.83</b>
<b>LIABILITIES</b>				
<b>I. Non-current liabilities</b>				
Financial liabilities				
(i) Borrowings	13 (a)	4,350.34	4,820.58	4,387.02
(ii) Lease Liabilities	13 (b)	-	8.08	-
(iii) Other financial liabilities	18 (a)	81.72	114.09	79.74
Provisions	16 (a)	6.60	4.53	2.65
Deferred tax liabilities (Net)	15	240.84	217.18	194.96
<b>Total non-current liabilities</b>		<b>4,679.50</b>	<b>5,164.46</b>	<b>4,664.37</b>
<b>II. Current liabilities</b>				
Financial liabilities				
(i) Borrowings	14	4,544.06	4,169.21	3,123.08
(ii) Lease Liabilities	13 (b)	-	1.77	-
(iii) Trade payables	17			
Total outstanding dues of micro enterprises and small enterprises; and		91.32	19.56	4.08
Total outstanding dues of creditors other than micro enterprise and small enterprises		512.73	389.50	244.21
(iv) Other financial liabilities	18 (b)	25.67	21.03	5.79
Provisions	16 (b)	0.51	0.32	0.17
Other current liabilities	19	345.12	379.48	125.70
Current Tax Liabilities (Net)	20	71.26	55.80	46.51
<b>Total current liabilities</b>		<b>5,590.67</b>	<b>5,036.67</b>	<b>3,549.54</b>
<b>Total liabilities</b>		<b>10,270.17</b>	<b>10,201.13</b>	<b>8,213.91</b>
<b>Total equity and liabilities</b>		<b>12,616.87</b>	<b>12,349.62</b>	<b>10,158.74</b>

The above standalone balance sheet should be read in conjunction with the accompanying notes.  
This is the standalone balance sheet referred to in our report of even date.

For Rathi Rathi and Co.  
Firm Registration Number: 135143W  
Chartered Accountants



Jagdish Somani  
Partner  
Membership No: 159407  
Place: Pune  
Date: 03 Jul 2025  
UDIN: 25159407BMJLWF8718



For and on behalf of the Board of Directors of  
Swaraj Green Power and Fuel Limited



Ashok Goyal  
Whole Time Director and CFO  
DIN: 08150822  
Place: Phaltan  
Date: 03 Jul 2025



Uday Patil  
Additional Director  
DIN: 10823024  
Place: Phaltan  
Date: 03 Jul 2025



Anjali Bodas  
Company Secretary  
Membership No: 54979  
Place: Phaltan  
Date: 03 Jul 2025



**Swaraj Green Power and Fuel Limited**  
(All amounts in INR millions, unless otherwise stated)

**Standalone Statement of profit and loss**

	Notes	Year ended 31 March 2025	Year ended 31 March 2024 (Restated)
Revenue from operations	21	6,752.70	7,541.39
Other Income	22	301.84	259.65
<b>Total income</b>		<b>7,054.54</b>	<b>7,801.04</b>
<b>Expenses</b>			
Cost of materials consumed	23	2,798.96	3,127.77
Purchase of stock-in-trade	24	2,186.06	3,320.42
Changes in inventories of work-in-progress, stock-in-trade and finished goods	25	(291.33)	(377.14)
Employee benefits expense	26	190.00	150.00
Finance costs	28	753.69	541.02
Depreciation and amortisation expense	27	768.45	520.86
Other expenses	29	357.02	228.13
<b>Total expenses</b>		<b>6,762.85</b>	<b>7,511.06</b>
<b>Profit/ (loss) before tax</b>		<b>291.69</b>	<b>289.98</b>
<b>Income tax expense</b>	30		
Current tax		101.68	62.20
Adjustments of tax relating to earlier periods		5.28	(0.04)
Deferred tax		(13.32)	23.71
<b>Total tax expense</b>		<b>93.64</b>	<b>85.87</b>
<b>Profit/ (loss) for the year</b>		<b>198.05</b>	<b>204.11</b>
<b>Other comprehensive income</b>			
<i>Items that will not be reclassified to profit or loss</i>			
Remeasurement of post-employment benefit obligations	31	0.22	(0.63)
Income tax relating to these items		(0.06)	0.18
<b>Other comprehensive income for the year, net of tax</b>		<b>0.16</b>	<b>(0.45)</b>
<b>Total comprehensive income for the year</b>		<b>198.21</b>	<b>203.66</b>
<b>Earnings/ (loss) per share</b>			
Basic and Diluted	38	3.92	4.04

The above standalone statement of profit and loss should be read in conjunction with the accompanying notes.  
This is the standalone statement of profit and loss referred to in our report of even date.

**For Rathi Rathi and Co.**  
Firm Registration Number: 135143W  
Chartered Accountants

**For and on behalf of the Board of Directors of  
Swaraj Green Power and Fuel Limited**

*Jagadish*

Jagadish Somani  
Partner  
Membership No: 159407  
Place: Pune  
Date: 03 Jul 2025  
UDIN: 25159407BMJLWF8718



*Ashok Goyal*

Ashok Goyal  
Whole Time Director and CFO  
DIN: 08150822  
Place: Phaltan  
Date: 03 Jul 2025

*Uday Patil*

Uday Patil  
Additional Director  
DIN: 10823024  
Place: Phaltan  
Date: 03 Jul 2025

*Anjali Bodas*

Anjali Bodas  
Company Secretary  
Membership No: 54979  
Place: Phaltan  
Date: 03 Jul 2025



Swaraj Green Power and Fuel Limited  
(All amounts in INR millions, unless otherwise stated)

Standalone Statement of cash flows

	Year ended 31 March 2025	Year ended 31 March 2024 (Restated)
<b>Cash flows from operating activities</b>		
Profit/ (loss) before exceptional items and tax	291.69	289.98
Adjustments for:		
Depreciation and amortisation expense	768.45	520.86
Provisions/ liabilities written back to the extent no longer required (net)	(51.23)	(4.71)
Interest income classified as investing cash flows	(1.57)	(1.41)
Dividend income classified as investing cash flows	(0.02)	-
(Gain)/Loss on disposal of property, plant and equipment	(1.42)	9.00
Finance costs	753.69	541.02
Gain on derecognition of lease liability	(0.77)	-
<b>Adjustment for changes in working capital</b>		
(Increase)/Decrease in trade receivables	(95.64)	(37.66)
(Increase)/Decrease in other financial assets	(275.89)	(257.80)
(Increase)/Decrease in inventories	(321.66)	(377.14)
(Increase)/Decrease in other assets	(39.00)	(65.61)
Increase/(Decrease) in trade payables	239.67	165.38
Increase/(Decrease) in other financial liabilities	104.87	157.99
Increase/(Decrease) in other liabilities	(34.35)	253.77
Increase/(Decrease) in provisions	2.47	1.41
<b>Cash generated from/ (used in) operations</b>	<b>1,339.29</b>	<b>1,195.08</b>
Income tax paid (net of refunds)	(54.59)	(54.18)
<b>Net cash generated from/ (used in) operating activities (A)</b>	<b>1,284.70</b>	<b>1,140.90</b>
<b>Cash flow from investing activities</b>		
Payment for property, plant and equipment and intangible assets	(422.74)	(1,994.61)
Proceeds from sale of property, plant and equipment and intangible assets	1.55	116.12
Proceeds/ (Purchase) of investments	1.00	(0.20)
Dividend received	0.02	-
Interest received	1.57	1.41
<b>Net cash from/ (used in) investing activities (B)</b>	<b>(418.60)</b>	<b>(1,877.28)</b>
<b>Cash flow from financing activities</b>		
Proceeds from / (Repayment of) loan	(588.94)	569.30
Proceeds from working capital loan	348.72	789.82
Repayment of lease liabilities	(1.50)	(2.20)
Interest paid	(734.42)	(527.98)
<b>Net cash from/ (used in) financing activities (C)</b>	<b>(976.14)</b>	<b>828.94</b>
<b>Net increase/ (decrease) in cash and cash equivalents (A+B+C)</b>	<b>(110.04)</b>	<b>92.56</b>
Cash and cash equivalents at the beginning of the financial year	121.47	28.91
<b>Cash and cash equivalents at the end of the year</b>	<b>11.43</b>	<b>121.47</b>



Swaraj Green Power and Fuel Limited  
(All amounts in INR millions, unless otherwise stated)

Standalone Statement of cash flows

Reconciliation of cash and cash equivalents as per the cash flow statement

	Year ended 31 March 2025	Year ended 31 March 2024 (Restated)
Cash and cash equivalents as per above comprise of the following		
Cash and cash equivalents (note 10)	11.43	121.47
<b>Balances per standalone statement of cash flows</b>	<b>11.43</b>	<b>121.47</b>

This is the standalone statement of cash flows referred to in our report of even date.

Notes:-

1. The above standalone statement of cash flows has been prepared under the " Indirect Method " as set out in the Indian Accounting Standard (Ind AS)-7 on Statement of Cash Flows.
2. Additions to property, plant & equipment and intangible assets include movement of Capital work-in-progress during the year
3. Cash and cash equivalents do not include any amount which is not available to the Company for its use
4. Figure in brackets represent cash outflow from respective activities
5. As breakup of Cash and cash equivalents is also available in Note No. 10, reconciliation of items of Cash and cash equivalents as per Cash Flow Statement with the respective items reported in the Balance Sheet is not required and hence not provided.
6. Proceeds/(repayment) of Short-term borrowings have been shown on net basis.

For Rathi Rathi and Co.  
Firm Registration Number: 135143W  
Chartered Accountants

For and on behalf of the Board of Directors of  
Swaraj Green Power and Fuel Limited



Jagdish Somani

Partner

Membership No: 159407

Place: Pune

Date: 03 Jul 2025

UDIN: 25159407BMJLWF8718



Ashok Goyal

Whole Time  
Director and CFO

DIN: 08150822

Place: Phaltan

Date: 03 Jul 2025




Uday Patil

Additional Director

DIN: 10823024

Place: Phaltan

Date: 03 Jul 2025



Anjali Bodas

Company Secretary

Membership No: 54979

Place: Phaltan

Date: 03 Jul 2025



**Swaraj Green Power and Fuel Limited**  
(All amounts in INR millions, unless otherwise stated)

**Standalone Statement of changes in equity**

**A. Equity share capital**

	Notes	Amount
As at 01 April 2023		505.81
Changes in equity share capital	12 (a)	-
As at 31 March 2024		505.81
Changes in equity share capital	12 (a)	-
As at 31 March 2025		505.81

**B. Other Equity (Refer Note 12 (b))**

	Securities Premium	Retained Earnings	Total
As at 01 April 2023(Restated)	52.25	1,386.77	1,439.02
Profit for the year	-	204.11	204.11
Other comprehensive income	-	(0.45)	(0.45)
<b>Total comprehensive income for the year</b>	-	<b>203.66</b>	<b>203.66</b>
As at 31 March 2024(Restated)	52.25	1,590.43	1,642.68
Profit for the year	-	198.05	198.05
Other comprehensive income	-	0.16	0.16
<b>Total comprehensive income for the year</b>	-	<b>198.21</b>	<b>198.21</b>
As at 31 March 2025	52.25	1,788.64	1,840.89

The above standalone statement of changes in equity should be read in conjunction with the accompanying notes.  
This is the standalone statement of changes in equity referred to in our report of even date.

For **Rathi Rathi and Co.**  
Firm Registration Number: 135143W  
Chartered Accountants

For and on behalf of the Board of Directors of  
**Swaraj Green Power and Fuel Limited**



**Jagadish Somani**  
Partner  
Membership No: 159407  
Place: Pune  
Date: 03 Jul 2025  
UDIN: 25159407BMJLWF8718





**Ashok Goyal**  
Whole Time Director and CFO  
DIN: 08150822  
Place: Phaltan  
Date: 03 Jul 2025



**Uday Patil**  
Additional Director  
DIN: 10823024  
Place: Phaltan  
Date: 03 Jul 2025



**Anjali Bodas**  
Company Secretary  
Membership No: 54979  
Place: Phaltan  
Date: 03 Jul 2025



## **Swaraj Green Power and Fuel Limited**

### **Notes to Standalone financial statements for the year ended 31 March 2025**

#### **1 Corporate information**

Swaraj Green Power and Fuel Limited (the 'Company') is a public company domiciled in India and is incorporated under the provisions of the Companies Act applicable in India. The registered office of the Company is situated at Gat No 332 B/2, Upalave , Phaltan, Maharashtra, India - 415523. The Company is principally engaged in the manufacturing and refining of sugar. Its allied business consists of manufacturing and marketing Ethyl alcohol, ethanol, generation and sale of power.

#### **2 Basis of preparation of financial statements**

##### **2.1 Material accounting policies**

###### **(a) Basis of Preparation**

The accompanying financial statements have been presented for the year ended 31 March 2025 along with comparative information for the year ended 31 March 2024. These financial statements have been prepared in accordance with Indian Accounting Standards (Ind AS) on going concern basis under the historical cost convention on the accrual basis of accounting and the relevant provisions prescribed in the Companies Act 2013, besides the pronouncements/guidelines of the Institute of Chartered Accountants of India and of the Securities and Exchange Board of India. The Ind AS are prescribed under Section 133 of the Act read with Rule 3 of the Companies (Indian Accounting Standards) Rules, 2015 and Companies (Indian Accounting Standards) Amendment Rules, 2016. The accounting policies have been consistently applied by the Company except where a newly issued accounting standard is initially adopted or a revision to an existing accounting standard requires a change in the accounting policy hitherto in use. The Company has adopted all the Ind AS standards and the adoption was carried out in accordance with Ind AS 101, First Time Adoption of Indian Accounting Standards. The transition was carried out from Indian Accounting Principles generally accepted in India as prescribed under Section 133 of the Act, read with Rule 7 of the Companies (Accounts) Rules, 2014 (IGAAP), which was the previous GAAP

The preparation of financial statements in conformity with Ind AS requires management to make judgments, estimates and assumptions, that affect the application of accounting policies and the reported amounts of assets, liabilities and disclosures of contingent assets and liabilities at the date of these financial statements and the reported amounts of revenues and expenses for the years presented. Actual results may differ from these estimates. Estimates and underlying assumptions are reviewed at each balance sheet date. Revisions to accounting estimates are recognised in the period in which the estimate is revised and in future periods affected. In particular, information about significant areas of estimation uncertainty and critical judgments in applying accounting policies that have the most significant effect on the amounts recognised in the financial statements are included in the following notes :

- i) Note 3 (a) and Note 4 - Property, plant and equipment and Intangible assets- useful life and impairment
- ii) Note 15 - Recoverability/recognition of deferred tax assets
- iii) Note 34(B) - Assets and obligations relating to employee benefits

###### **(b) Revenue Recognition**

Revenue from sale of goods is recognized at the point of time when control of goods are transferred to the customer (i.e. satisfaction of performance obligation) and it is stated net of trade discount, excise duty, value added tax & GST. Sales are stated net of Sales Return. Sales Returns are accounted for in the year of rejection. Interest on deposits is recognized on accrual basis. Incomes against claim of Company, viz., export incentives, insurance claims, etc., are recognized on accrual basis. All other incomes are recognized on accrual basis.

###### **(c) Property, plant and equipment (PPE) and Capital work-in-progress (CWIP)**

Property, plant and equipment are stated at cost of acquisition or construction less accumulated depreciation less accumulated impairment, if any.

Freehold land is measured at cost and is not depreciated.

Cost comprises the purchase price and any cost attributable to bringing the asset to the location and condition necessary for its intended use. Expenditure incurred during construction period has been added to the cost of the assets. These expenses have been allocated to the sugar, power generation and ethanol units on a reasonable basis.



## Swaraj Green Power and Fuel Limited

### Notes to Standalone financial statements for the year ended 31 March 2025

Interest cost incurred for constructed assets is capitalized up to the date the asset is ready for its intended use, based on borrowings incurred specifically for financing the asset or the weighted average rate of all other borrowings, if no specific borrowings have been incurred for the asset.

Depreciation is calculated on Written Down Value method over the estimated useful life of all assets, these lives are in accordance with Schedule II to the Companies Act, 2013. In case of Addition/deletion of Property, plant and equipment depreciation is provided on pro rata basis, from date of addition or up to date of deletion, as the case may be.

The estimated useful lives, residual value and depreciation method are reviewed at end of each reporting period, with the effect of any change in estimate accounted for on prospective basis

Useful life of assets

Particulars	Useful life as per Schedule II of the Act	Useful life considered in preparation of financial statements
Administrative Building	30	30
Factory Building	30	30
Co-Generation Plant	40	40 / 35
Plant & Machinery	15	15
Electrical Installation	10	10
Office Equipments	5	5
Furniture and Fixtures	10	10
Vehicles	8	8
Computer	3	3

Depreciation is not recorded on capital work-in-progress until construction and installation are complete and the asset is ready for its intended use.

An item of property, plant and equipment is derecognized upon disposal or when no future economic benefits are expected to arise from the continued use of the asset. Any gain/loss arising on disposal or retirement of an item of property, plant and equipment is determined as the difference between the sale proceeds and the carrying value of the asset and is recognized in Profit and Loss.

Expenses incurred relating to project, net of income earned during the project development stage prior to its intended use, are considered as pre - operative expenses and disclosed under Capital Work - in - Progress.

#### Transition to INDAS

On the date of transition to Ind AS, Under previous GAAP, the fixed assets of the Company were revalued and a revaluation reserve was created. Under Ind AS, the Company has adopted previous GAAP carrying value as deemed cost for PPE as on transition date and accordingly revaluation reserve has been transferred to retained earnings.

Under previous GAAP, loan processing fees were capitalised to the cost of property, plant and equipment, however on transition to Ind AS this loan processing fees and other upfront fees paid for obtaining loans is systematically charged to statement of profit and loss over the term of loan.

#### (d) Intangible Assets

Intangible assets purchased are measured at cost as of the date of acquisition, as applicable, less accumulated amortisation and accumulated impairment, if any. Intangible assets consist of computer software licences which are amortised over useful life of 3 years using WDV method. Under Ind AS, the Company has adopted previous GAAP carrying value as deemed cost for PPE as on transition date. All the intangible assets have been fully amortised to its residual value as at the date of transition to Ind AS i.e., 01/04/2022.



## **Swaraj Green Power and Fuel Limited**

### **Notes to Standalone financial statements for the year ended 31 March 2025**

#### **(e) Inventories**

Inventories comprise all costs of purchase, conversion and other costs incurred in bringing the inventories to their present location and condition. Inventories are value at the lower of cost or net realizable value. Cost is determined based on the First In First Out (FIFO) method. Finished goods produced and purchased for sale and work-in-progress are carried at cost or net realizable value whichever is lower. Stores, spares and consumables other than obsolete and slow-moving items are carried at cost. Obsolete and slow-moving items are valued at cost or estimated net realizable value, whichever is lower.

#### **(f) Borrowing cost**

Borrowing costs that are directly attributable to the acquisition or construction of a qualifying asset are capitalized as part of the cost of such asset till such time that is required to complete and prepare the asset to get ready for its intended use. A qualifying asset is one that necessarily takes a substantial period of time to get ready for its intended use. Borrowing costs consist of interest and other costs that the Company incurs in connection with the borrowing of funds. Borrowing costs also include exchange differences to the extent regarded as an adjustment to the borrowing costs. All other borrowing costs are charged to the Statement of Profit and Loss in the period in which they are incurred.

#### **(g) Foreign currency transactions and translations**

##### **Initial Recognition**

Foreign currency transactions are recorded in the reporting currency by applying to the foreign currency amount the exchange rate between the reporting currency and the foreign currency at the date of transaction.

##### **Conversion**

Foreign currency monetary items are reported using the closing rate at the date of the Balance Sheet. Non-monetary items which are carried in terms of historical cost denominated in a foreign currency are reported using exchange rate at the date of transaction and investments in foreign companies are recorded at the exchange rates prevailing on the date of making the investments.

##### **Exchange Differences**

Exchange Differences are charged to the statement of profit and loss except arising on account of such conversion related to the purchase of fixed assets is adjusted therewith, and other long term monetary items are adjusted in the Foreign Currency Monetary Item Translation Difference Account.

#### **(h) Employee benefit expense**

Short-term employee benefits are recognised as an expense at the undiscounted amount in the statement of profit and loss of the year in which the related service is rendered. The eligible employees of the Company are entitled to receive benefits under the Provident Fund, a defined contribution plan in which both the employees and the Company make monthly contributions at a specified percentage of the covered employees' salary (currently 12% of employees' salary). The Company recognises such contributions as expense of the year in which the liability is incurred. The Company recognizes a liability for gratuity payments to employees based on Actuarial Valuation Report of Gratuity as per Ind AS 19 by a fellow member of the Institute of Actuaries in India. The Company does not currently contribute to a defined benefit plan for gratuity payments.

#### **(i) Financial instruments**

##### **i) Classification, initial recognition and measurement**

A financial instrument is any contract that gives rise to a financial asset of one entity and a financial liability or equity instrument of another entity. Financial assets other than equity instruments are classified into categories: financial assets at fair value through profit or loss and at amortised cost. Financial assets that are equity instruments are classified as fair value through profit or loss or fair value through other comprehensive income. Financial liabilities are classified into financial liabilities at fair value through profit or loss and other financial liabilities.

Financial instruments are recognized on the balance sheet when the Company becomes a party to the contractual provisions of the instrument. Initially, a financial instrument is recognized at its fair value. Transaction costs directly attributable to the acquisition or issue of financial instruments are recognized in determining the carrying amount, if it is not classified as at fair value through profit or loss. Subsequently, financial instruments are measured according to the category in which they are classified. The Company determines the classification of its financial assets and financial liabilities at initial recognition based on its nature and characteristics.



**Swaraj Green Power and Fuel Limited**

**Notes to Standalone financial statements for the year ended 31 March 2025**

**a) Financial assets**

**i) Initial recognition and measurement**

All financial assets are recognised initially at fair value plus, in the case of financial assets not recorded at fair value through profit or loss, transaction costs that are attributable to the acquisition of the financial asset. The financial assets include equity and debt securities, trade and other receivables, loans and advances, cash and bank balances and derivative financial instruments.

**ii) Subsequent measurement**

For the purpose of subsequent measurement, financial assets are classified in the following categories:

- 1) At amortised cost,
- 2) At fair value through other comprehensive income (FVTOCI), and
- 3) At fair value through profit or loss (FVTPL).

**Debt instruments at amortised cost**

A 'debt instrument' is measured at the amortised cost if both the following conditions are met:

- 1) The asset is held within a business model whose objective is to hold the asset for collecting contractual cash flows, and
- 2) Contractual terms of the asset give rise on specified dates to cash flows that are solely payments of principal and interest on the principal amount outstanding.

After initial measurement, such financial assets are subsequently measured at amortised cost using the effective interest rate (EIR) method. Amortised cost is calculated by taking into account any discount or premium on acquisition and fees or costs that are an integral part of the EIR.

**Equity investments**

All equity investments in the scope of Ind AS 109 are measured at fair value except in case of investment in subsidiary carried at deemed cost and associate carried at cost. Deemed cost is the carrying amount under the previous GAAP as at the transition date i.e. 1st April, 2022.

Equity instruments included within the FVTPL category, if any, are measured at fair value with all changes recognized in profit or loss. The Company may make an irrevocable election to present in OCI subsequent changes in the fair value. The Company makes such election on an instrument-by-instrument basis. The classification is made on initial recognition and is irrevocable.

When the fair value has been determined based on level 3 inputs, the difference between the fair value at initial recognition and the transaction price is deferred and after initial recognition deferred difference is recognised as gain or loss to the extent it arises from change in input to valuation technique. If the Company decides to classify an equity instrument at FVTOCI, then all fair value changes on the instrument, excluding dividends, are recognized in OCI. There is no recycling of the amounts from OCI to profit or loss, even on sale of investment. However, the Company may transfer the cumulative gain or loss within equity.

**iii) De-recognition**

The Company derecognises a financial asset only when the contractual rights to the cash flows from the asset expires or it transfers the financial asset and substantially all the risks and rewards of ownership of the asset.

**b) Financial liabilities**

**(i) Initial recognition and measurement**

All financial liabilities are recognised initially at fair value and, in the case of financial liabilities classified at amortised cost, net of directly attributable transaction costs.

The financial liabilities include trade and other payables, loans and borrowings including bank overdrafts, derivative financial instruments, etc.

**(ii) Subsequent measurement**

For the purpose of subsequent measurement, Financial liabilities are classified in two categories:

- 1) Financial liabilities at amortised cost, and
- 2) Derivative instruments at fair value through profit or loss (FVTPL).



## **Swaraj Green Power and Fuel Limited**

### **Notes to Standalone financial statements for the year ended 31 March 2025**

#### **Financial liabilities at amortised cost**

After initial recognition, financial liabilities are subsequently measured at amortised cost using the EIR method. Gains and losses are recognised in profit or loss when the liabilities are derecognised as well as through the EIR amortisation process. Amortised cost is calculated by taking into account any discount or premium on acquisition and fees or costs that are an integral part of the EIR. The EIR amortisation is included as finance costs in the Statement of Profit and Loss.

#### **(iii) De-recognition**

A financial liability is derecognised when the obligation under the liability is discharged or cancelled or expires.

#### **c) Fair value measurement**

Fair value is a market-based measurement, not an entity-specific measurement. Under Ind AS, fair valuation of financial instruments is guided by Ind AS 113 "Fair Value Measurement".

For some assets and liabilities, observable market transactions or market information might be available. For other assets and liabilities, observable market transactions and market information might not be available. However, the objective of a fair value measurement in both cases is the same to estimate the price at which an orderly transaction to sell the asset or to transfer the liability would take place between market participants at the measurement date under current market conditions (i.e. an exit price at the measurement date from the perspective of a market participant that holds the asset or owes the liability). Three widely used valuation techniques specified in the said Ind AS are the market approach, the cost approach and the income approach which have been dealt with separately in the said Ind AS. Each of the valuation techniques stated as above proceeds on different fundamental assumptions, which have greater or lesser relevance, and at times there is no relevance of a particular methodology to a given situation. Thus, the methods to be adopted for a particular purpose must be judiciously chosen. The application of any particular method of valuation depends on the company being evaluated, the nature of industry in which it operates, the company's intrinsic strengths and the purpose for which the valuation is made. In determining the fair value of financial instruments, the Company uses a variety of methods and assumptions that are based on market conditions and risks existing at each balance sheet date.

The Company uses the following hierarchy for determining and disclosing the fair value of financial instruments by valuation technique:

Level 1: Quoted prices (unadjusted) in active markets for identical assets or liabilities.

Level 2: Inputs other than quoted prices included within Level 1 that are observable for the asset or liability, either directly or indirectly.

Level 3: Inputs for the assets or liabilities that are not based on observable market data (unobservable inputs)

#### **(j) Share capital**

An equity instrument is a contract that evidences residual interest in the assets of the Company after deducting all of its liabilities. Incremental costs directly attributable to the issuance of new equity shares are recognized as a deduction from equity, net of any tax effects.

#### **(k) Leases**

The Company as a lessee

The Company's leased asset classes primarily consist of leases for building. The Company assesses whether a contract contains a lease, at inception of a contract. A contract is, or contains, a lease if the contract conveys the right to control the use of an identified asset for a period of time in exchange for consideration. To assess whether a contract conveys the right to control the use of an identified asset, the Company assesses whether: (i) the contract involves the use of an identified asset (ii) the Company has substantially all of the economic benefits from use of the asset through the period of the lease and (iii) the Company has the right to direct the use of the asset.

At the date of commencement of the lease, the Company recognises a right-of-use asset ("ROU") and a corresponding lease liability for all lease arrangements in which it is a lessee, except for leases with a term of twelve months or less (short-term leases) and low value leases. For these short-term and low value leases, the Company recognises the lease payments as an operating expense on a straight-line basis over the term of the lease.

Certain lease arrangements include options to extend or terminate the lease before the end of the lease term. ROU assets and lease liabilities include these options when it is reasonably certain that they will be exercised.



**Swaraj Green Power and Fuel Limited**

**Notes to Standalone financial statements for the year ended 31 March 2025**

The right-of-use assets are initially recognised at cost, which comprises the initial amount of the lease liability adjusted for any lease payments made at or prior to the commencement date of the lease plus any initial direct costs less any lease incentives. They are subsequently measured at cost less accumulated depreciation and impairment losses.

Right-of-use assets are depreciated from the commencement date on a straight-line basis over the shorter of the lease term and useful life of the underlying asset.

The lease liability is initially measured at amortised cost at the present value of the future lease payments. The lease payments are discounted using the interest rate implicit in the lease or, if not readily determinable, using the incremental borrowing rates in the country of domicile of these leases. Lease payments included in the measurement of the lease liability are made up of fixed payments (including in substance fixed payments) and variable payments based on an index or rate. Subsequent to initial measurement, the liability will be reduced for payments made and increased for interest. Lease liabilities are remeasured with a corresponding adjustment to the related right of use asset if the Company changes its assessment of whether it will exercise an extension or a termination option.

**(l) Impairment of Assets**

The carrying value of assets/ cash generating units at each balance sheet date are reviewed for impairment. If any indication of impairment exists, the recoverable amount of such assets is estimated and impairment is recognized, if the carrying amount of these assets exceeds their recoverable amount. The recoverable amount is the greater of the net selling price and their value in use. Value in use is arrived at by discounting the future cash flows expected to arise from the continuing use of an asset and from its disposal at the end of its useful life to their present value based on an appropriate discount factor. When there is indication that an impairment loss recognized for an asset in earlier accounting periods no longer exists or may have decreased, such reversal of impairment loss is recognized in the statement of profit and loss, except in case of revalued assets.

**(m) Taxes**

Income tax expense comprises current tax and deferred tax and is recognized in the Statement of Profit and Loss except to the extent it relates to items directly recognized in Equity or in OCI.

**a) Current income tax**

Current income tax assets and liabilities for the current and prior periods are measured at the amount expected to be recovered from or paid to the taxation authorities using the tax rates and tax laws that are enacted or substantively enacted by the balance sheet date and applicable for the period. Current tax items in correlation to the underlying transaction relating to OCI and Equity are recognized in OCI and in Equity respectively.

Management periodically evaluates positions taken in the tax returns with respect to situations in which applicable tax regulations are subject to interpretation and establishes provisions where appropriate on the basis of amounts expected to be paid to the tax authorities.

The Company offsets current tax assets and current tax liabilities, where it has a legally enforceable right to set off the recognized amounts and where it intends either to settle on a net basis or to realise the assets and settle the liabilities simultaneously.



**Swaraj Green Power and Fuel Limited**

**Notes to Standalone financial statements for the year ended 31 March 2025**

**b) Deferred income tax**

Deferred income tax is recognized using the balance sheet approach. Deferred income tax assets and liabilities are recognized for deductible and taxable temporary differences arising between the tax base of assets and liabilities and their carrying amount in financial statements, except when the deferred income tax arises from the initial recognition of goodwill or an asset or liability in a transaction that is not a business combination and affects neither accounting nor taxable profits or loss at the time of the transaction. Deferred tax assets are recognized for deductible temporary differences, the carry forward of unused tax credits and any unused tax losses to the extent that it is probable that taxable profit will be available against which the deductible temporary differences, and the carry forward of unused tax credits and unused tax losses can be utilised. The carrying amount of deferred tax assets is reviewed at each balance sheet date and reduced to the extent that it is no longer probable that sufficient taxable profit will be available to allow all or part of the deferred tax assets to be utilised. Unrecognised deferred tax assets are re-assessed at each balance sheet date and are recognised to the extent that it has become probable that future taxable profits will allow the deferred tax asset to be recovered. Deferred tax assets and liabilities are measured at the tax rates that are expected to apply in the year when the asset is realised or the liability is settled, based on tax rates (and tax laws) that have been enacted or substantively enacted at the balance sheet date. Deferred tax assets include Minimum Alternate Tax (MAT) paid in accordance with the tax laws to the extent it is likely to give future economic benefits in the form of availability to set off against future income tax liability. Accordingly, MAT is recognised as deferred tax asset in the balance sheet when the asset can be measured reliably and it is probable that the future economic benefit associated with the asset will be realised. Deferred tax assets and deferred tax liabilities are offset if a legally enforceable right exists to set off deferred tax assets against deferred tax liabilities and the deferred taxes relate to the same taxable entity and the same taxation authority.

**(n) Earnings per share**

Basic earnings per share are calculated by dividing the net profit or loss for the period attributable to equity shareholders by the weighted average number of equity shares outstanding during the period. The weighted average number of equity shares outstanding during the period are adjusted for events of bonus shares. For the purpose of calculating diluted earnings per share, the net profit or loss for the period attributable to equity shareholders and the weighted average number of shares outstanding during the period are adjusted for the effects of all dilutive potential equity shares.

**(o) Cash and Cash equivalents**

Cash and cash equivalents in the Balance sheet comprise cash on hand, cheques on hand, balance with banks on current accounts and short term, highly liquid investments with an original maturity of three months or less and which carry insignificant risk of changes in value.

For the purpose of the Cash Flow Statement, Cash and cash equivalents consist of Cash and cash equivalents, as defined above and net of outstanding book overdrafts as they are considered an integral part of the Company's cash management.

**(p) Cash flow statements**

Cash flows are reported using the indirect method, whereby profit/loss before tax is adjusted for the effects of transactions of a non-cash nature, any deferrals or accruals of past or future operating cash receipts or payments and item of income or expenses associated with investing or financing flows. The cash flows from operating, investing and financing activities of the Company are segregated.



**Swaraj Green Power and Fuel Limited**

**Notes to Standalone financial statements for the year ended 31 March 2025**

**(q) Provisions, Contingent Liabilities and Contingent Assets:**

Provisions are recognised for liabilities that can be measured only by using a substantial degree of estimation, if

- a. The company has a present obligation as a result of a past event.
- b. A probable outflow of resources is expected to settle the obligation and
- c. The amount of the obligation can be easily estimated.

Contingent Liability is disclosed in the case of

- a. A present obligation arising from a past event, when it is not probable that an outflow of resources will be required to settle the obligation.
- b. A possible obligation, unless the probability of outflow of resources is remote.

Depending on facts of each case and after due evaluation of relevant legal aspects, claims against the company not acknowledged as debts are disclosed as contingent liabilities. In respect of statutory matters, contingent liabilities are disclosed only for those demand(s) that are contested by the company. Contingent Assets are neither recognised nor disclosed.

**(r) Estimation of Defined benefit obligations**

The cost of the defined benefit gratuity plan and the present value of the gratuity obligation are determined using actuarial valuations. An actuarial valuation involves making various assumptions that may differ from actual developments in the future. These include the determination of the discount rate, future salary increases and mortality rates. Due to the complexities involved in the valuation and its long-term nature, a defined benefit obligation is highly sensitive to changes in these assumptions. All assumptions are reviewed at each financial year end. The parameter most subject to change is the discount rate. In determining the appropriate discount rate for plans, the actuary considers the interest rates of government bonds. The mortality rate is based on publicly available mortality tables. Those mortality tables tend to change only at interval in response to demographic changes. Future salary increases and gratuity increases are based on expected future inflation rates.

**(s) Government Subsidy/grant**

Government grants are recognised at fair value when there is reasonable assurance that the grant would be received and the Company would comply with all the conditions attached with them. Government grants related to PPE are treated as deferred income (included under non-current liabilities with current portion considered under current liabilities) and are recognized and credited in the Statement of Profit and Loss on a systematic and rational basis over the estimated useful life of the related asset and included under "Other Income". Government grants related to revenue nature are recognized on a systematic basis in the Statement of Profit and Loss over the periods necessary to match them with the related costs which they are intended to compensate and are adjusted with the related expenditure. If not related to a specific expenditure, it is taken as income and presented under "Other Income".

**(t) Classification of Assets and Liabilities as Current and Non Current**

All assets and liabilities are classified as current or non current as per the Company's normal operating cycle and other criteria set out in Schedule III of the Companies Act, 2013. Based on the nature of products and time between the acquisition of assets for processing and their realisation in cash and cash equivalents, 12 months has been considered by the company for the purpose of current, non current classification of assets and liabilities.



Swaraj Green Power and Fuel Limited  
Notes to Standalone financial statements for the year ended 31 March 2025  
(All amounts in INR millions, unless otherwise stated)

3 (a) Property, plant and equipment

	Land, Land and Site Development	Building	Plant & Machinery	Electrical Installation - Office	Office Equipment	Furniture and Fixtures	Computers	Water Treatment Plant - Co-gen Division	Water Supply System - Sugar Division	Vehicles	Total	Capital work-in-progress
<b>As at 31 March 2025</b>												
Gross carrying amount	2,221.56	480.33	4,274.07	0.01	2.65	3.24	5.83	25.92	2.01	304.84	7,318.46	-
Opening gross carrying amount	-	104.13	229.96	-	0.33	0.53	0.73	-	-	149.16	484.78	-
Additions	-	-	-	-	-	-	-	-	-	(1.22)	(1.22)	-
Disposals	-	-	-	-	-	-	-	-	-	-	-	-
Transfers*	-	-	-	-	-	-	-	-	-	-	-	-
Closing gross carrying amount	2,221.56	584.46	4,553.97	0.01	2.98	3.77	6.56	25.92	2.01	452.78	7,802.02	-
<b>Accumulated depreciation</b>												
Opening accumulated depreciation	-	97.25	583.38	0.00	1.51	1.09	3.45	4.77	0.67	63.88	756.00	-
Depreciation charge during the year	-	40.95	624.74	0.00	0.53	0.62	1.65	1.55	0.24	96.85	767.13	-
Disposals	-	-	-	-	-	-	-	-	-	(1.09)	(1.09)	-
Closing accumulated depreciation	-	138.20	1,208.12	0.00	2.04	1.71	5.10	6.32	0.91	159.64	1,522.04	-
Net carrying amount	2,221.56	446.26	3,295.85	0.01	0.94	2.06	1.46	17.60	1.10	293.14	6,279.98	-
<b>As at 31 March 2024</b>												
Gross carrying amount	1,465.20	337.04	2,116.89	0.01	2.27	2.41	3.77	25.92	2.01	70.60	4,024.12	1,600.01
Opening gross carrying amount	756.36	143.29	2,406.98	-	0.38	0.83	2.06	-	-	234.24	3,544.14	-
Additions	-	-	(249.80)	-	-	-	-	-	-	-	(249.80)	-
Disposals	-	-	-	-	-	-	-	-	-	-	-	-
Transfers*	-	-	-	-	-	-	-	-	-	-	-	-
Closing gross carrying amount	2,221.56	480.33	4,274.07	0.01	2.65	3.24	5.83	25.92	2.01	304.84	7,318.46	1,600.01
<b>Accumulated depreciation</b>												
Opening accumulated depreciation	-	65.36	269.67	0.00	0.82	0.55	1.74	3.09	0.37	20.10	361.70	-
Depreciation charge during the year	-	31.89	438.39	0.00	0.69	0.54	1.71	1.68	0.30	43.78	518.98	-
Disposals	-	-	(124.68)	-	-	-	-	-	-	-	(124.68)	-
Closing accumulated depreciation	-	97.25	583.38	0.00	1.51	1.09	3.45	4.77	0.67	63.88	756.00	-
Net carrying amount	2,221.56	383.08	3,690.69	0.01	1.14	2.15	2.38	19.15	1.34	240.96	6,562.46	-



Swaraj Green Power and Fuel Limited  
 Notes to Standalone financial statements for the year ended 31 March 2025  
 (All amounts in INR millions, unless otherwise stated)

3 (a) Property, plant and equipment

As at 01 April 2023												
Gross carrying amount	1,465.20	337.04	2,116.89	0.01	2.27	2.41	3.77	23.92	2.01	70.60	4,024.12	1,600.01
Opening gross carrying amount	-	-	-	-	-	-	-	-	-	-	-	-
Additions	-	-	-	-	-	-	-	-	-	-	-	-
Disposals	-	-	-	-	-	-	-	-	-	-	-	-
Transfers*	-	-	-	-	-	-	-	-	-	-	-	-
Other adjustments	-	-	-	-	-	-	-	-	-	-	-	-
<b>Closing gross carrying amount</b>	<b>1,465.20</b>	<b>337.04</b>	<b>2,116.89</b>	<b>0.01</b>	<b>2.27</b>	<b>2.41</b>	<b>3.77</b>	<b>23.92</b>	<b>2.01</b>	<b>70.60</b>	<b>4,024.12</b>	<b>1,600.01</b>
<b>Accumulated depreciation</b>												
Opening accumulated depreciation	-	65.36	269.67	0.00	0.82	0.55	1.74	3.09	0.37	40.00	361.70	-
Depreciation charge during the year	-	-	-	-	-	-	-	-	-	-	-	-
Disposals	-	-	-	-	-	-	-	-	-	-	-	-
Other adjustments	-	-	-	-	-	-	-	-	-	-	-	-
<b>Closing accumulated depreciation</b>	<b>-</b>	<b>65.36</b>	<b>269.67</b>	<b>0.00</b>	<b>0.82</b>	<b>0.55</b>	<b>1.74</b>	<b>3.09</b>	<b>0.37</b>	<b>20.10</b>	<b>361.70</b>	<b>-</b>
<b>Net carrying amount</b>	<b>1,465.20</b>	<b>271.68</b>	<b>1,847.22</b>	<b>0.01</b>	<b>1.45</b>	<b>1.86</b>	<b>2.03</b>	<b>20.83</b>	<b>1.64</b>	<b>50.50</b>	<b>3,662.42</b>	<b>1,600.01</b>

Refer note 13 (a) and 14 for information of charges created on PPE.

\*Represents amount capitalised during the year under property, plant and equipment out of capital work-in-progress.



**Swaraj Green Power and Fuel Limited**

Notes to Standalone financial statements for the year ended 31 March 2025

(All amounts in INR millions, unless otherwise stated)

**3 (a) Property, plant and equipment**

**Capital work in progress (CWIP) Ageing Schedule**

Amount in CWIP for a period of	As at 31 March 2025	As at 31 March 2024	As at 01 April 2023
<b>Projects in progress</b>			
Less than 1 year	-	-	1,578.79
1-2 years	-	-	21.22
2-3 years	-	-	-
More than 3 years	-	-	-
<b>Total</b>	-	-	<b>1,600.01</b>
<b>Projects temporarily suspended</b>			
Less than 1 year	-	-	-
1-2 years	-	-	-
2-3 years	-	-	-
More than 3 years	-	-	-
<b>Total</b>	-	-	-

There are no capital-work-in progress, whose completion is overdue or has exceeded its cost compared to its original plan.



Swaraj Green Power and Fuel Limited  
Notes to Standalone financial statements for the year ended 31 March 2025  
(All amounts in INR millions, unless otherwise stated)

3 (b) Right of Use Assets

Following are the changes in the carrying value of right of use:

	Buildings	Total
<b>As at 31 March 2025</b>		
Opening gross carrying amount	11.27	11.27
Additions	-	-
Disposals	(11.27)	(11.27)
<b>Closing gross carrying amount</b>	-	-
<b>Accumulated depreciation</b>		
Opening accumulated depreciation	1.88	1.88
Depreciation charge during the year	1.32	1.32
Disposals	(3.20)	(3.20)
<b>Closing accumulated depreciation</b>	-	-
<b>Net carrying amount</b>	-	-
<b>As at 31 March 2024</b>		
Opening gross carrying amount	-	-
Additions	11.27	11.27
Disposals	-	-
<b>Closing gross carrying amount</b>	11.27	11.27
<b>Accumulated depreciation</b>		
Opening accumulated depreciation	-	-
Depreciation charge during the year	1.88	1.88
Disposals	-	-
<b>Closing accumulated depreciation</b>	1.88	1.88
<b>Net carrying amount</b>	9.39	9.39
<b>As at 01 April 2023</b>		
Opening gross carrying amount	-	-
Additions	-	-
Disposals	-	-
<b>Closing gross carrying amount</b>	-	-
<b>Accumulated depreciation</b>		
Opening accumulated depreciation	-	-
Depreciation charge during the year	-	-
Disposals	-	-
<b>Closing accumulated depreciation</b>	-	-
<b>Net carrying amount</b>	-	-

The aggregate depreciation expense on ROU assets is included under depreciation and amortisation expense in the Statement of Profit and Loss.



Swaraj Green Power and Fuel Limited

Notes to Standalone financial statements for the year ended 31 March 2025

(All amounts in INR millions, unless otherwise stated)

3 (b) Right of Use Assets

The following is the break-up of current and non-current lease liabilities for the year ended 31 March 2025

Particulars	As at 31 March 2025	As at 31 March 2024	As at 01 April 2023
Current Lease liabilities	-	1.77	-
Non-Current Lease liabilities	-	8.08	-
	-	9.85	-

The following is the movement in lease liabilities:

Particulars	As at 31 March 2025	As at 31 March 2024	As at 01 April 2023
Opening Balance	9.85	-	-
Additions / Modification	-	11.27	-
Less : Deletions	8.84	-	-
Accretion of interest	0.49	0.78	-
Less : Payments	1.50	2.20	-
Closing Balance	-	9.85	-

The table below provides details regarding the contractual maturities of lease liabilities of non-cancellable contractual commitments as on an undiscounted basis.

Particulars	As at 31 March 2025	As at 31 March 2024	As at 01 April 2023
Less than one year	-	2.59	-
One to five years	-	9.09	-
More than five years	-	-	-

The Company does not face a significant liquidity risk with regard to its lease liabilities as the current assets are sufficient to meet the obligations related to lease liabilities as and when they fall due.

The following are the amounts recognised in profit or loss:

Particulars	As at 31 March 2025	As at 31 March 2024	As at 01 April 2023
Depreciation expense of right-of-use assets	1.32	1.88	-
Interest expense on lease liabilities	0.49	0.78	-



**Swaraj Green Power and Fuel Limited**

Notes to Standalone financial statements for the year ended 31 March 2025

(All amounts in INR millions, unless otherwise stated)

**4 Intangible assets**

	Computer Software	Total
<b>As at 31 March 2025</b>		
<b>Gross carrying amount</b>		
Opening gross carrying amount	0.07	0.07
Additions	-	-
Disposals	-	-
<b>Closing gross carrying amount</b>	<b>0.07</b>	<b>0.07</b>
<b>Accumulated amortisation</b>		
Opening accumulated amortisation	-	-
Amortisation charge during the year	-	-
Disposals	-	-
<b>Closing accumulated amortisation</b>	<b>-</b>	<b>-</b>
<b>Net carrying amount</b>	<b>0.07</b>	<b>0.07</b>
<b>As at 31 March 2024</b>		
<b>Gross carrying amount</b>		
Opening gross carrying amount	0.07	0.07
Additions	-	-
Disposals	-	-
<b>Closing gross carrying amount</b>	<b>0.07</b>	<b>0.07</b>
<b>Accumulated amortisation</b>		
Opening accumulated amortisation	-	-
Amortisation charge during the year	-	-
Disposals	-	-
<b>Closing accumulated amortisation</b>	<b>-</b>	<b>-</b>
<b>Net carrying amount</b>	<b>0.07</b>	<b>0.07</b>
<b>As at 01 April 2023</b>		
<b>Gross carrying amount</b>		
Opening gross carrying amount	0.07	0.07
Additions	-	-
Disposals	-	-
<b>Closing gross carrying amount</b>	<b>0.07</b>	<b>0.07</b>
<b>Accumulated amortisation</b>		
Opening accumulated amortisation	-	-
Amortisation charge during the year	-	-
Disposals	-	-
<b>Closing accumulated amortisation</b>	<b>-</b>	<b>-</b>
<b>Net carrying amount</b>	<b>0.07</b>	<b>0.07</b>

**Notes:**

All the intangible assets have been fully amortised to its residual value as at the date of transition to Ind AS i.e., 01st April 2022.



Swaraj Green Power and Fuel Limited  
Notes to Standalone financial statements for the year ended 31 March 2025  
(All amounts in INR millions, unless otherwise stated)

5 Investment

	As at 31 March 2025		As at 31 March 2024		As at 01 April 2023	
	Number of shares	Amount	Number of shares	Amount	Number of shares	Amount
<b>Investment in Equity Instruments</b>						
<b>Unquoted</b>						
- In Subsidiary						
Godsland FarmFresh Pvt Ltd* (Face Value :Rs. 10 Per share)	-	-	99,999	1.00	99,999	1.00
- In Other companies						
Baramati Sahakari Bank Ltd (Face Value :Rs. 20 Per share)	25,000	0.50	25,000	0.50	25,000	0.50
Kalyan Janata Sahakari Bank Ltd (Face Value :Rs. 25 Per share)	28,040	0.70	28,040	0.70	20,040	0.50
<b>Total Investment</b>	<b>53,040</b>	<b>1.20</b>	<b>1,53,039</b>	<b>2.20</b>	<b>1,45,039</b>	<b>2.00</b>
Aggregate amount of Quoted investments and market value thereof		-		-		-
Aggregate amount of Unquoted investments		1.20		2.20		2.00
Aggregate amount of impairment in value of investments		-		-		-

\* The company was an Associate company as on 01st April 2022. The Company became a subsidiary Company with effect from 7 November 2022. However the shareholding was sold on 2nd September 2024.

Details of company's Subsidiary at the end of reporting period

Name of subsidiaries / Associates	Place of incorporation and operation	Proportion of ownership interest and voting power held by the company		
		As at 31 March 2025	As at 31 March 2024	As at 01 April 2023
- In Subsidiary				
Godsland FarmFresh Pvt Ltd	India	0%	100%	100%

6 (a) Other non-current financial assets

	As at 31 March 2025	As at 31 March 2024	As at 01 April 2023
<b>Unsecured, considered good (measured at amortised cost)</b>			
Fixed Deposits	18.77	14.36	20.59
Government Incentives receivable	4.80	4.80	4.80
<b>Total other non-current financial assets</b>	<b>23.57</b>	<b>19.16</b>	<b>25.39</b>

6 (b) Other current financial assets

	As at 31 March 2025	As at 31 March 2024	As at 01 April 2023
Government Incentives receivable	747.35	529.67	291.99
Fixed Deposits	9.62	7.79	-
Security deposits	13.40	48.75	30.32
Other receivables	2.59	5.30	5.15
<b>Total other current financial assets</b>	<b>772.96</b>	<b>591.51</b>	<b>327.46</b>

7 (a) Other non-current assets

	As at 31 March 2025	As at 31 March 2024	As at 01 April 2023
Capital advances			
-Considered good	46.11	108.14	57.67
-Considered doubtful	2.79	2.79	2.79
	48.90	110.93	60.46
Less: Provision for doubtful advances	(2.79)	(2.79)	(2.79)
	46.11	108.14	57.67
<b>Total other non-current assets</b>	<b>46.11</b>	<b>108.14</b>	<b>57.67</b>



Swaraj Green Power and Fuel Limited  
Notes to Standalone financial statements for the year ended 31 March 2025  
(All amounts in INR millions, unless otherwise stated)

7 (b) Other current assets

	As at 31 March 2025	As at 31 March 2024	As at 01 April 2023
Balances with government authorities			
-Considered good	219.20	364.30	319.50
-Considered doubtful	8.40	8.40	8.40
	227.60	372.70	327.90
Less: Provision for doubtful balances	(8.40)	(8.40)	(8.40)
	219.20	364.30	319.50
Prepaid Expenses	30.03	27.22	15.89
Advances to Suppliers			
-Considered good	410.95	228.56	218.55
-Considered doubtful	13.42	18.57	18.57
	424.37	247.13	237.12
Less: Provision for doubtful advances	(13.42)	(18.57)	(18.57)
	410.95	228.56	218.55
Advances to related parties*	1.22	1.63	1.63
Advances to Employees	0.69	1.38	1.90
<b>Total other current assets</b>	<b>662.09</b>	<b>623.09</b>	<b>557.47</b>

\* The company has issued advance in the nature of loans to its related party, for further details please refer note no 36.

8 Inventories\*

(Valued at lower of cost and net realisable value)

	As at 31 March 2025	As at 31 March 2024	As at 01 April 2023
Consumables & Spares on Hand	62.78	32.45	32.45
Finished goods			
- Ethanol	4.61	1.81	99.84
- Sugar	406.05	961.24	1,120.90
Molasses, Spirit, Bagasse, Pressmud, Fertilizers & Ash	3,160.77	2,169.07	1,558.33
Work in Progress - Syrup & Sugar	374.50	522.48	498.40
<b>Total inventories</b>	<b>4,008.71</b>	<b>3,687.05</b>	<b>3,309.92</b>

\*Refer note 13 (a) and 14 for information of charges created on inventory.

9 Trade receivables

	As at 31 March 2025	As at 31 March 2024	As at 01 April 2023
Trade receivables	723.39	627.74	590.08
Less: Loss Allowance	(2.66)	(2.66)	(2.66)
<b>Total trade receivables</b>	<b>720.73</b>	<b>625.08</b>	<b>587.42</b>

Break-up of trade receivables

	As at 31 March 2025	As at 31 March 2024	As at 01 April 2023
<b>Undisputed</b>			
Trade receivables considered good - Secured	-	-	-
Trade receivables considered good - Unsecured	720.73	625.08	587.42
Trade receivables which have significant increase in credit risk	-	-	-
Trade receivable - credit impaired	2.66	2.66	2.66
	723.39	627.74	590.08
Less: Loss allowance	(2.66)	(2.66)	(2.66)
<b>Total undisputed trade receivables</b>	<b>720.73</b>	<b>625.08</b>	<b>587.42</b>
<b>Total disputed trade receivables</b>	<b>-</b>	<b>-</b>	<b>-</b>
<b>Total trade receivables</b>	<b>720.73</b>	<b>625.08</b>	<b>587.42</b>



Swaraj Green Power and Fuel Limited  
Notes to Standalone financial statements for the year ended 31 March 2025  
(All amounts in INR millions, unless otherwise stated)

Aging of trade receivables:

	Outstanding for following periods from the due date of payment					Total
	Less than 6 months	6 months to 1 year	1-2 years	2-3 years	More than 3 years	
<b>As at 31 March 2025</b>						
Undisputed Trade receivables - considered good	662.72	0.11	0.05	0.24	57.61	720.73
Undisputed Trade receivables - which have significant increase in credit risk	-	-	-	-	-	-
Undisputed Trade receivables - credit impaired	-	-	0.39	0.17	2.10	2.66
Disputed Trade receivables - considered good	-	-	-	-	-	-
Disputed Trade receivables - which have significant increase in credit risk	-	-	-	-	-	-
Disputed Trade receivables - credit impaired	-	-	-	-	-	-
	662.72	0.11	0.44	0.41	59.71	723.39
Less: Loss allowance	-	-	(0.39)	(0.17)	(2.10)	(2.66)
<b>Total</b>	<b>662.72</b>	<b>0.11</b>	<b>0.05</b>	<b>0.24</b>	<b>57.61</b>	<b>720.73</b>

	Outstanding for following periods from the due date of payment					Total
	Less than 6 months	6 months to 1 year	1-2 years	2-3 years	More than 3 years	
<b>As at 31 March 2024</b>						
Undisputed Trade receivables - considered good	565.82	0.05	-	2.89	56.32	625.08
Undisputed Trade receivables - which have significant increase in credit risk	-	-	-	-	-	-
Undisputed Trade receivables - credit impaired	-	-	0.04	1.07	1.55	2.66
Disputed Trade receivables - considered good	-	-	-	-	-	-
Disputed Trade receivables - which have significant increase in credit risk	-	-	-	-	-	-
Disputed Trade receivables - credit impaired	-	-	-	-	-	-
	565.82	0.05	0.04	3.96	57.87	627.74
Less: Loss allowance	-	-	(0.04)	(1.07)	(1.55)	(2.66)
<b>Total</b>	<b>565.82</b>	<b>0.05</b>	<b>-</b>	<b>2.89</b>	<b>56.32</b>	<b>625.08</b>

	Outstanding for following periods from the due date of payment					Total
	Less than 6 months	6 months to 1 year	1-2 years	2-3 years	More than 3 years	
<b>As at 01 April 2023</b>						
Undisputed Trade receivables - considered good	522.72	0.11	7.38	1.41	55.80	587.42
Undisputed Trade receivables - which have significant increase in credit risk	-	-	-	-	-	-
Undisputed Trade receivables - credit impaired	-	-	1.00	0.11	1.55	2.66
Disputed Trade receivables - considered good	-	-	-	-	-	-
Disputed Trade receivables - which have significant increase in credit risk	-	-	-	-	-	-
Disputed Trade receivables - credit impaired	-	-	-	-	-	-
	522.72	0.11	8.38	1.52	57.35	590.08
Less: Loss allowance	-	-	(1.00)	(0.11)	(1.55)	(2.66)
<b>Total</b>	<b>522.72</b>	<b>0.11</b>	<b>7.38</b>	<b>1.41</b>	<b>55.80</b>	<b>587.42</b>



Swaraj Green Power and Fuel Limited  
Notes to Standalone financial statements for the year ended 31 March 2025  
(All amounts in INR millions, unless otherwise stated)

10 Cash and cash equivalents

	As at 31 March 2025	As at 31 March 2024	As at 01 April 2023
Balances with banks			
- in current accounts	4.53	118.78	23.82
- in escrow accounts	6.71	1.57	2.00
Deposits with maturity of less than three months	-	0.85	0.74
Cash on hand	0.19	0.27	2.35
<b>Total cash and cash equivalents</b>	<b>11.43</b>	<b>121.47</b>	<b>28.91</b>

11 Loans

	As at 31 March 2025	As at 31 March 2024	As at 01 April 2023
<b>Unsecured loans</b>			
- To others			
-Considered good*	90.02	-	-
-Considered doubtful	-	-	-
	90.02	-	-
Less: Provision for doubtful balances	-	-	-
	90.02	-	-
<b>Total loans and advances</b>	<b>90.02</b>	<b>-</b>	<b>-</b>

\* The company on 30th March 2025, has entered in to an agreement with one of its debtors to grant loan of the below mentioned terms.

1. The tenure of the loan shall be 5 years, during which the company may recall for such loan at any point of time before the completion of aforesaid tenure by giving 30 days' notice in advance.

2. The said loan shall carry an interest of 9.5% per annum payable annually.

Note :- The amount of financial asset is inclusive of interest accrued of ₹ 0.02 million



Swaraj Green Power and Fuel Limited  
Notes to Standalone financial statements for the year ended 31 March 2025  
(All amounts in INR millions, unless otherwise stated)

Note 12: Equity share capital and other equity

12 (a) Equity share capital

Authorised Equity share capital

	Number of shares	Amount
As at 01 April 2023	5,10,00,000	510.00
Increase during the year	-	-
As at 31 March 2024	5,10,00,000	510.00
Increase during the year	-	-
As at 31 March 2025	5,10,00,000	510.00

Authorised Preference share capital

	Number of shares	Amount
As at 01 April 2023	8,00,00,000	800.00
Increase during the year	-	-
As at 31 March 2024	8,00,00,000	800.00
Increase during the year	-	-
As at 31 March 2025	8,00,00,000	800.00

Issued, subscribed and fully paid up equity shares

	Number of shares	Amount
As at 01 April 2023	5,05,80,564	505.81
As at 31 March 2024	5,05,80,564	505.81
As at 31 March 2025	5,05,80,564	505.81

(i) Movements in equity share capital

	Number of shares	Equity share capital (par value)
As at 01 April 2023	5,05,80,564	505.81
Shares issued during the year	-	-
As at 31 March 2024	5,05,80,564	505.81
Shares issued during the year	-	-
As at 31 March 2025	5,05,80,564	505.81

Equity Shares: The Company has one class of equity shares having a par value of INR10 per share. Each shareholder is eligible for one vote per share held. In the event of liquidation, the equity shareholders are eligible to receive the remaining assets of the Company after distribution of all preferential amounts, in proportion to their shareholding.



**Swaraj Green Power and Fuel Limited**

**Notes to Standalone financial statements for the year ended 31 March 2025**

**(All amounts in INR millions, unless otherwise stated)**

**Note 12: Equity share capital and other equity**

*(ii) Details of equity shares held by shareholders holding more than 5% of the aggregate shares in the Company*

Name of the shareholder	As at 31 March 2025		As at 31 March 2024		As at 01 April 2023	
	No. of shares	% holding	No. of shares	% holding	No. of shares	% holding
Mr. Ranjeetsinha Hindurao Naiknimbalkar	3,99,58,247	79%	3,09,52,986	61%	3,09,52,986	61%
*Hind Milk & Milk Products (Proprietor Ranjeetsinha Hindurao Naiknimbalkar)	-	0%	51,97,172	10%	51,97,172	10%
Ms. Tararaje Ranjeetsinha Naiknimbalkar	35,40,639	7%	63,12,375	12%	63,12,375	12%
Ms. Indiraraje Ranjeetsinha Naiknimbalkar	35,40,639	7%	63,12,375	12%	63,12,375	12%
Mrs. Jijamala Ranjeetsinha Naiknimbalkar	35,40,639	7%	18,05,256	4%	18,05,256	4%

The Company has not issued any bonus shares or allotted any shares without payment being received in cash during 5 years immediately preceding year ended 31 March 2025.

\*The shares held by "Hind Milk & Milk Products" are now transferred to "Mr. Ranjeetsinha Hindurao Naiknimbalkar"

*(iii) Details of shareholding of promoters:*

Name of the shareholder	As at 31 March 2025		As at 31 March 2024		Percentage of change during the year
	No. of shares	% holding	No. of shares	% holding	
Mr. Ranjeetsinha Hindurao Naiknimbalkar	3,99,58,247	79%	3,09,52,986	61%	29%
Mrs. Jijamala Ranjeetsinha Naiknimbalkar	35,40,639	7%	18,05,256	4%	96%

Name of the shareholder	As at 31 March 2024		As at 01 April 2023		Percentage of change during the year
	No. of shares	% holding	No. of shares	% holding	
Mr. Ranjeetsinha Hindurao Naiknimbalkar	3,09,52,986	61%	3,09,52,986	61%	0%
Mrs. Jijamala Ranjeetsinha Naiknimbalkar	18,05,256	4%	18,05,256	4%	0%

\*Promoters\* for the purpose of this disclosure means promoters as defined under Section 2(69) of Companies Act, 2013.



**Swaraj Green Power and Fuel Limited**  
**Notes to Standalone financial statements for the year ended 31 March 2025**  
**(All amounts in INR millions, unless otherwise stated)**

**Note 12: Equity share capital and other equity**

12 (b) Other Equity	As at 31 March 2025	As at 31 March 2024	As at 01 April 2023
Securities premium (refer note below (i))	52.25	52.25	52.25
Retained earnings (refer note below (ii))	1,788.64	1,590.43	1,386.77
<b>Total reserves and surplus</b>	<b>1,840.89</b>	<b>1,642.68</b>	<b>1,439.02</b>

	As at 31 March 2025	As at 31 March 2024	As at 01 April 2023
<b>(i) Securities premium</b>			
Opening balance	52.25	52.25	52.25
Issue of securities at premium during the year	-	-	-
Utilization of securities premium as per sec 52, of the Companies Act 2013	-	-	-
<b>Closing Balance</b>	<b>52.25</b>	<b>52.25</b>	<b>52.25</b>
<b>(ii) Retained earnings</b>			
Opening balance	1,590.43	1,386.77	1,386.77
Net profit/ (loss) for the year	198.05	204.11	-
Items of other comprehensive income recognised directly in retained earnings			
Remeasurement of post-employment benefit obligations	0.16	(0.45)	-
<b>Closing Balance</b>	<b>1,788.64</b>	<b>1,590.43</b>	<b>1,386.77</b>

**a. Securities Premium**

Securities premium is used to record the premium received on issue of shares and is utilised in accordance with the provisions of Companies Act, 2013.

**b. Retained earnings**

Retained earnings represents undistributed profits of the Company which can be distributed to its equity shareholders in accordance with the provisions of the Companies Act, 2013.

This includes revaluation reserve under previous GAAP transferred to retained earnings on adoption of Ind AS.



13 (a) Non-current borrowings

	As at 31 March 2025	As at 31 March 2024 (Restated)	As at 01 April 2023 (Restated)
<b>Secured Loans</b>			
Term loans from banks	3,628.45	4,192.63	3,605.72
<b>Unsecured Loans</b>			
11&T Security Deposit	870.00	737.40	629.00
From related parties*			
Redeemable Non Convertible Non Cumulative Preference Shares	767.26	760.30	753.40
Redeemable Non Convertible Cumulative Preference Shares	95.18	89.91	84.65
<b>Total non-current borrowings</b>	<b>5,360.89</b>	<b>5,780.24</b>	<b>5,072.77</b>
Less: Current maturities of long-term debt (included in note 14)	1,010.55	959.66	685.75
<b>Non-current borrowings</b>	<b>4,350.34</b>	<b>4,820.58</b>	<b>4,387.02</b>

\*The Amounts of liability are inclusive of accrued finance cost on the instrument.

Note 1:

The terms of term Loans are as follows:

Details of Loan	As at 31 March 2025		As at 31 March 2024		As at 01 April 2023	
	Non - Current	Current	Non - Current	Current	Non - Current	Current
<b>GECL-Union Bank of India-505706990000001</b> Repayable in 48 equated Monthly Instalment of Rs. 42,22,917/- starting from March-2022. Interest rate is charged @ 1 Yr MCLR + 0.60% or 9.25% p.a. whichever is lower. Secured by first charge on the assets created out of this facility and shall also have second pari passu charge on asset hypothecated against the existing credit facilities in the term of cash flows and security. Personal guarantee of Mr. Ranjitsinha Naiknimbalkar (Promoter).	-	52.39	44.93	58.76	91.96	58.76
<b>Loan-GECL-BOI-054065410000067</b> Repayable in 47 instalments of Rs. 8,22,917/- each and 48th Instalment of Rs. 8,22,901/- starting from April-2022. Interest rate is charged @ 1 Yr MCLR + 2.40% P.a. Secured by first pari passu charge on entire fixed assets of company, both present and future and second pari passu charge on present as well as future current assets of the company. Personal guarantee of Mr. Ranjitsinha Naiknimbalkar (Promoter).	-	5.45	7.67	9.68	18.53	9.88
<b>Loan-GECL-CBI-385372141</b> Repayable in 48 monthly instalments of Rs. 45,00,000/- starting from April-2022. Interest rate is charged @ 1 Yr MCLR + 1.0% p.a or 9.25% P.a. whichever is lower. Secured by the first charge on asset created out of this facility and shall also have the second pari passu charge with existing credit facilities in terms of cash flows and security. Personal guarantee of Mr. Ranjitsinha Naiknimbalkar (Promoter).	0.05	54.00	54.56	54.00	108.94	54.00
<b>Loan-Term Loan-CBI-3343505386</b> Repayable in 27 Quarterly Instalment of Rs. 1.86 crore starting from 31st March 2016 and last instalment of Rs. 1.67 crore payable on 30th June 2023. Interest rate is charged @ 9.9% p.a with monthly rests. Secured by first pari passu charge by way of registered mortgage of project land & building, hypothecation of plant & machinery and other fixed assets along with other consortium banks and collaterally secured by way of first pari passu charge on land owned by the company and shareholder Mr. Ranjitsinha Naiknimbalkar and second pari passu charge on current assets of the company secured by way of current assets of the company(both present and future). Personal guarantee of a) Mr. Ranjitsinha Naiknimbalkar (Promoter).	-	-	-	-	-	15.85
<b>Loan-Term Loan-CBI-3600606371</b> Repayable in 27 Quarterly Instalment of Rs. 1.93 crore starting from 31st January 2019 and last instalment of Rs. 1.89 crore payable on 30th April 2026. Interest rate is charged @ 1 Yr MCLR + 0.25% P.a. Secured by first pari passu charge by way of registered mortgage of project land & building, hypothecation of plant & machinery and other fixed assets along with other consortium banks and collaterally secured by way of first pari passu charge on land owned by company and shareholder Mr. Ranjitsinha Naiknimbalkar and second pari passu charge on current assets of the company secured by way of current assets of the company(both present and future). Personal guarantee of Mr. Ranjitsinha Naiknimbalkar (Promoter).	40.61	77.20	119.67	77.20	197.39	77.20
<b>Term Loan-SDF-IFCI-2014913001</b> The interest on the said loan shall be paid half yearly for the first 3 years from the date of disbursement of loan. Afterwards, it shall be paid half yearly in 15 Instalments of Rs. 41.73 Lakhs along with the instalment of the repayment of the principal. Interest rate is charged @ 7.8% p.a with monthly rests. Secured by first pari passu charge on entire project assets of the company for Project of 4400 TCD Green Field sugar plant and 14.95 MW Co-Generation project.	-	-	-	-	-	6.26
<b>Term Loan-Union Bank of India-TL-1-505706390000266 (42.24 CR)</b> Secured by first pari passu charge by way of registered mortgage of project land & building, hypothecation of plant & machinery and other fixed assets along with other consortium banks and collaterally secured by way of first pari passu charge on land owned by the company and shareholder Mr. Ranjitsinha Naiknimbalkar and second pari passu charge on current assets of the company secured by way of current assets of the company(both present and future). Personal guarantee of Mr. Ranjitsinha Naiknimbalkar (Promoter). Interest rate is charged @ 1 Yr MCLR+0.30% p.a. Repayable in 34 Quarterly Instalment of Rs. 1.21 crore start from 31st December 2019 and payable on 31st December, 31st March, 30th June and 30th September of every year and last instalment of Rs. 1.10 crore payable on 30th June 2028.	159.39	48.40	207.97	48.40	256.37	48.40



Swaraj Green Power and Fuel Limited  
Notes to Standalone financial statements for the year ended 31 March 2025  
(All amounts in INR millions, unless otherwise stated)

Details of Loan	As at 31 March 2025		As at 31 March 2024		As at 01 April 2023	
	Non - Current	Current	Non - Current	Current	Non - Current	Current
<b>Term Loan-Union Bank of India-TL-II-505706390000267 (45.19 CR)</b> Secured by first pari passu charge by way of registered mortgage of project land & building, hypothecation of plant & machinery and other fixed assets along with other consortium banks and collaterally secured by way of first pari passu charge on land owned by the company and shareholder Mr. Ranjitsinha Naiknimbalkar and second pari passu charge on current assets of the company secured by way of current assets of the company(both present and future). Personal guarantee of Mr. Ranjitsinha Naiknimbalkar (Promoter). Interest rate is charged @ 1 Yr.MCLR+0.30% p.a. Repayable in 34 Quarterly Instalment of Rs. 1.29 crore start from 31st December 2019 and payable on 31st December, 31st March, 30th June and 30th September of every year and last instalment of Rs. 1.33 crore payable on 30th June 2028.	173.54	51.60	225.38	51.60	276.98	51.60
<b>Term Loan-Union Bank of India-TL-III-505706390000268 (22.43 CR)</b> Repayable in 27 Quarterly Instalment of Rs. 1.61 crore starting from 31st December 2016 and last instalment of Rs. 1.53 crore payable on 31st December 2022. Interest rate is charged @ 10.75% p.a. Secured by first pari passu charge by way of registered mortgage of project land & building, hypothecation of plant & machinery and other fixed assets along with other consortium banks and collaterally secured by way of first pari passu charge on land owned by the company and shareholder Mr. Ranjitsinha Naiknimbalkar and second pari passu charge on current assets of the company secured by way of current assets of the company(both present and future). Personal guarantee of a) Mr. Ranjitsinha Naiknimbalkar (shareholder).	-	-	-	-	-	25.90
<b>Term Loan - Bank of India GECL A/c No. 054065410000072</b> Repayable in 48 instalments of Rs. 4,12,501/- each commencing 12 Months after the date of first disbursement but not later than 30.06.2022. However, interest is to be paid as when it is serviced. Interest Rate @ 1 Yr MCLR + 1.00% or 9.25% whichever is lower Second charge on Factory Land, building, plant & machinery and other fixed assets located at Gat No.332A and 332B/2, Upalave, Phaltan in the name of company excluding properties mentioned in collateral security Collateral Security - First pari passu charge on land owned by company and promoter of the company. Secured by way of second charge on existing securities. Personal guarantee of Mr. Ranjitsinha Naiknimbalkar (Promoter).	1.89	4.95	7.23	4.95	12.92	4.95
<b>Term Loan - Central Bank Of India GECL Loan A/c No.5182380848</b> Repayable in 48 equal instalments commencing in two years after disbursement. Interest to be served as and when applied. Interest Rate @ 1 Yr MCLR + 1.00% or 9.25% whichever is lower. Secured out of charge over the assets created out of the credit facility extended and second charge on all the existing collateral securities. Personal guarantee of Mr. Ranjitsinha Naiknimbalkar (Promoter).	45.50	26.95	92.88	6.74	99.63	8.98
<b>Term Loan - Central Bank Of India Term Loan A/c No.5179730323</b> Repayable in 24 quarterly instalments of Rs. 0.47 Crores starting from November-2023. Interest rate is charged @ 1 Yr MCLR +0.35% P.a. adjusted for amortised borrowing cost. Secured by the first charge on assets created out of this facility and shall also have the second pari passu charge with existing credit facilities in terms of cash flows and security. Personal guarantee of Mr. Ranjitsinha Naiknimbalkar (Promoter).	68.88	18.80	96.55	9.40	100.58	9.40
<b>Daimler Financial Services India Pvt Ltd Vehicle Loan A/c</b> Repayable in 60 equated monthly instalments of Rs.2,35,617/- commencing from 31.12.2021. Secured by the mortgage of the Vehicle purchased out of the said loan. Interest rate @ 6.8859% P.a.	1.84	2.62	4.44	2.43	6.31	2.85
<b>Term Loan - Union Bank Of India GECL A/c No.505706990000005</b> Repayable in 48 equal monthly instalments of Rs.34,37,500/- after a moratorium of 24 months from the date of first disbursement. Interest rate @ 1 Yr MCLR+ 0.60% p.a. Interest to be serviced as and when debited in the account. Secured by second charge with the existing credit facilities, in terms of cash flows and securities, with charge of the assets financed under the scheme. Personal guarantee of Mr. Ranjitsinha Naiknimbalkar (Promoter).	72.14	41.25	113.38	41.25	123.75	41.25
<b>Term Loan - Union Bank Of India Term Loan A/c No.505706390000295</b> Repayable in 24 quarterly instalments of Rs. 0.9533 Crores starting from November-2023. Interest rate is charged @ 1 Yr MCLR +0.35% P.a. Secured by the first pari passu charge on entire fixed assets of the company both present and future. Personal guarantee of Mr. Ranjitsinha Naiknimbalkar (Promoter).	103.02	38.13	141.10	38.13	179.31	38.13
<b>Term Loan - Union Bank Of India Vehicle Loan A/c No.321706520065337</b> Repayable in 84 equated monthly instalments of Rs.3,05,774/- commencing from 16.03.2022. Secured by the mortgage of the Vehicle purchased out of the said loan. Personal guarantee of Mr. Ranjitsinha Naiknimbalkar (Promoter).	10.46	2.88	11.92	3.67	13.99	3.07
<b>Term Loan - Central Bank Of India Term Loan A/c No.5253495758</b> Repayable in 24 quarterly instalments of Rs. 1.82 Crores starting from November-2023. Interest rate is charged @ 1 Yr MCLR + 0.35% p.a. Secured by the first charge on assets created out of this facility and shall also have the second pari passu charge with existing credit facilities in terms of cash flows and security. Personal guarantee of Mr. Ranjitsinha Naiknimbalkar (Promoter).	276.26	72.87	385.82	36.43	403.80	36.43
<b>Term Loan - Union Bank Of India Vehicle Loan A/c No.505706390000304</b> Repayable in 24 quarterly instalments of Rs. 0.9375 Crores starting from November-2023. Interest rate is charged @ 1 Yr MCLR + 0.35% p.a. Secured by the first charge on assets created out of this facility and shall also have the second pari passu charge with existing credit facilities in terms of cash flows and security. Personal guarantee of Mr. Ranjitsinha Naiknimbalkar (Promoter).	1,310.26	375.00	1,373.35	431.80	1,015.58	187.50



Swaraj Green Power and Fuel Limited  
 Notes to Standalone financial statements for the year ended 31 March 2025  
 (All amounts in INR millions, unless otherwise stated)

Details of Loan	As at 31 March 2025		As at 31 March 2024		As at 01 April 2023	
	Non - Current	Current	Non - Current	Current	Non - Current	Current
<p><b>Loan-Term Loan-CBI-5482531832-Harvester</b>                      repayable in 32 quarterly instalments starting from 30.09.2023                      interest rate is charged :1 Year MCLR + 0.35% with yearly reset  <b>PRIMARY SECURITY:</b> Registered mortgage of factory land at gat No.332A &amp; 332/B/2 adm. 21H 64R (53.48 acres or 216400 Sq. mtr) at Upalve, Tal - Phaltan, Dist.- Satara in the name of the company and building erected thereon. Hypothecation of plant and machinery and other fixed assets of the company both present and future including assets created out of TL of UBI Hypothecation of plant and machinery and other fixed assets created out of Distillery expansion project. Hypothecation of entire current assets of the company (Both present &amp; future) excluding stock pledge with SBI Hypothecation of proposed plant and machinery of CBG plant and CO gen plant. Hypothecation of Harvesters, Tractors and Trailers.  <b>COLLATERAL SECURITY:</b>                      Registered Mortgage of N/A land 5 H 20R at Gat No.221, At &amp; Post Upalve, Tal. Phaltan, Dist. Satara in the name of the company and Ranjeetsingh Nimbalkar (Residential plot). NA Land adm. 4H00R (400 Gunthe) at Gat no 244, Hissa no.2 at Naik bomwadi, Tal. Phaltan, Dist. Satara, in the name of company. NA Land admeasuring 2H 90R at Gat No. 332A, 332B/2 and 332C in the name of Mr.Ranjitsingh Naik Nimbalkar. Agricultural land situated at Gat No. 332/C, admeasuring 5H 35R in the name of the company. Land situated at Gat no 332/A, admn 1H 42R share, 332/B/2, admeasuring 91R and 322/C, admeasuring 58R in the name of company. Land situated at Gat No. 196, village Dhavale Wadi (Nimbhore) taluka Phaltan dist Satara, admeasuring 3H 01R(30100 sq. MT) in the name of company. Industrial Land situated on land bearing survey no. 27/5 village Bhawarinagar (Rajauri) taluka Phaltan dist - Satara. Admeasuring 0.33R (3300 sq. meters) in the name of promoter Mr. Ranjit singh Naik Nimbalkar. (Recently govt acquired 156 sqm towards widening of road). The difference amount is to be brought in as cash margin(FDR with lead bank). Land situated at Gat No 228 and 229 of Dalwadi, admn 8H 49R in the name of company. Land situated at Gat No 265,266 and 332 of Borkewadi, admn 23H 20R in the name of company. Land situated at Gat No 261, 262, 320, 256 and 322 of Upalave, admn 2H 53R in the name of company. Personal guarantee of Mr. Ranjitsinha Naiknimbalkar (Promoter).</p>	94.54	19.86	89.76	13.76	-	-
<p><b>Loan-Term Loan-CBI-5485773119-Distillery Expansion</b>                      Interest rate is charged: 1 Year MCLR + 0.35% with yearly reset, adjusted for amortised borrowing cost repayable in 24 quarterly instalments of Rs. 1.33Cr and last instalment of Rs.1.23Cr starting from 31.03.2024  <b>PRIMARY SECURITY:</b> Registered mortgage of factory land at gat No.332A &amp; 332/B/2 adm. 21H 64R (53.48 acres or 216400 Sq. mtr) at Upalve, Tal - Phaltan, Dist.- Satara in the name of the company and building erected thereon. Hypothecation of plant and machinery and other fixed assets of the company both present and future including assets created out of TL of UBI Hypothecation of plant and machinery and other fixed assets created out of Distillery expansion project. Hypothecation of entire current assets of the company (Both present &amp; future) excluding stock pledge with SBI Hypothecation of proposed plant and machinery of CBG plant and CO gen plant. Hypothecation of Harvesters, Tractors and Trailers.  <b>COLLATERAL SECURITY:</b>                      Registered Mortgage of N/A land 5 H 20R at Gat No.221, At &amp; Post Upalve, Tal. Phaltan, Dist. Satara in the name of the company and Ranjeetsingh Nimbalkar (Residential plot). NA Land adm. 4H00R (400 Gunthe) at Gat no 244, Hissa no.2 at Naik bomwadi, Tal. Phaltan, Dist. Satara, in the name of company. NA Land admeasuring 2H 90R at Gat No. 332A, 332B/2 and 332C in the name of Mr.Ranjitsingh Naik Nimbalkar. Agricultural land situated at Gat No. 332/C, admeasuring 5H 35R in the name of the company. Land situated at Gat no 332/A, admn 1H 42R share, 332/B/2, admeasuring 91R and 322/C, admeasuring 58R in the name of company. Land situated at Gat No. 196, village Dhavale Wadi (Nimbhore) taluka Phaltan dist Satara, admeasuring 3H 01R(30100 sq. MT) in the name of company. Industrial Land situated on land bearing survey no. 27/5 village Bhawarinagar (Rajauri) taluka Phaltan dist - Satara. Admeasuring 0.33R (3300 sq. meters) in the name of promoter Mr. Ranjit singh Naik Nimbalkar. (Recently govt acquired 156 sqm towards widening of road). The difference amount is to be brought in as cash margin(FDR with lead bank). Land situated at Gat No 228 and 229 of Dalwadi, admn 8H 49R in the name of company. Land situated at Gat No 265,266 and 332 of Borkewadi, admn 23H 20R in the name of company. Land situated at Gat No 261, 262, 320, 256 and 322 of Upalave, admn 2H 53R in the name of company. Personal guarantee of Mr. Ranjitsinha Naiknimbalkar (Promoter).</p>	163.14	53.20	206.97	53.20	-	-
<p><b>Loan-Term Loan-CBI-5576244707-Co Gen</b>                      Interest rate is charged :1 Year MCLR + 0.35% with yearly reset                      repayable in 22 quarterly instalments of Rs. 0.81Cr starting from 30.06.2025  <b>PRIMARY SECURITY:</b> Registered mortgage of factory land at gat No.332A &amp; 332/B/2 adm. 21H 64R (53.48 acres or 216400 Sq. mtr) at Upalve, Tal - Phaltan, Dist.- Satara in the name of the company and building erected thereon. Hypothecation of plant and machinery and other fixed assets of the company both present and future including assets created out of TL of UBI Hypothecation of plant and machinery and other fixed assets created out of Distillery expansion project. Hypothecation of entire current assets of the company (Both present &amp; future) excluding stock pledge with SBI Hypothecation of proposed plant and machinery of CBG plant and CO gen plant. Hypothecation of Harvesters, Tractors and Trailers.  <b>COLLATERAL SECURITY:</b>                      Registered Mortgage of N/A land 5 H 20R at Gat No.221, At &amp; Post Upalve, Tal. Phaltan, Dist. Satara in the name of the company and Ranjeetsingh Nimbalkar (Residential plot). NA Land adm. 4H00R (400 Gunthe) at Gat no 244, Hissa no.2 at Naik bomwadi, Tal. Phaltan, Dist. Satara, in the name of company. NA Land admeasuring 2H 90R at Gat No. 332A, 332B/2 and 332C in the name of Mr.Ranjitsingh Naik Nimbalkar. Agricultural land situated at Gat No. 332/C, admeasuring 5H 35R in the name of the company. Land situated at Gat no 332/A, admn 1H 42R share, 332/B/2, admeasuring 91R and 322/C, admeasuring 58R in the name of company. Land situated at Gat No. 196, village Dhavale Wadi (Nimbhore) taluka Phaltan dist Satara, admeasuring 3H 01R(30100 sq. MT) in the name of company. Industrial Land situated on land bearing survey no. 27/5 village Bhawarinagar (Rajauri) taluka Phaltan dist - Satara. Admeasuring 0.33R (3300 sq. meters) in the name of promoter Mr. Ranjit singh Naik Nimbalkar. (Recently govt acquired 156 sqm towards widening of road). The difference amount is to be brought in as cash margin(FDR with lead bank). Land situated at Gat No 228 and 229 of Dalwadi, admn 8H 49R in the name of company. Land situated at Gat No 265,266 and 332 of Borkewadi, admn 23H 20R in the name of company. Land situated at Gat No 261, 262, 320, 256 and 322 of Upalave, admn 2H 53R in the name of company. Personal guarantee of Mr. Ranjitsinha Naiknimbalkar (Promoter).</p>	0.10	-	0.10	-	-	-



Swaraj Green Power and Fuel Limited

Notes to Standalone financial statements for the year ended 31 March 2025

(All amounts in INR millions, unless otherwise stated)

Details of Loan	As at 31 March 2025		As at 31 March 2024		As at 01 April 2023	
	Non - Current	Current	Non - Current	Current	Non - Current	Current
<b>Loan-Term Loan-HDFC Bank Limited-Harvester</b> Repayable in 60 monthly instalments of Rs 10,37,918 each starting from 04/01/2024. Interest rate is charged @ 8.85% p.a. Personal guarantee of Mr. Ranjitsinha Naiknimbalkar (Promoter).	30.02	9.53	34.94	12.48	-	-
<b>Loan-Vehicle Loan-UBI-013226520000065</b> Repayable in 84 monthly instalments of Rs.68856/- starting from 31-12-2023. Interest rate is charged @ 8.85 % p.a (EBLR + 0.45%). Personal guarantee of Mr. Ranjitsinha Naiknimbalkar (Promoter).	2.89	0.85	3.36	0.82	-	-
<b>Term Loan-UBI-TL-792706440000001-Harvester</b> Repayment in 81 monthly instalments of Rs. 41,34,754/- starting from 31/12/24. Interest rate is 1 Yr MCLR + 0.35% P.a. Secured against hypothecation of machinery/equipments purchased out of the term loan. Personal guarantee of Mr. Ranjitsinha Naiknimbalkar (Promoter).	56.85	49.86	-	-	-	-
<b>Secured Loans-HDFC Bank Ltd-LAP-83150722</b> Repayable in 120 EMI of Rs 3,96,453 each . Interest charged @ 11% P.a.	7.52	4.76	10.99	4.76	13.93	4.76
<b>Total</b>	<b>2,617.90</b>	<b>1,010.55</b>	<b>3,232.97</b>	<b>959.66</b>	<b>2,919.97</b>	<b>685.75</b>

(b) Unsecured Loans - Preference Shares \*

	Rate	As at 31 March 2025	As at 31 March 2024	As at 01 April 2023	Term
<b>Redeemable Non Convertible Cumulative Preference Shares</b> 52,62,359 Shares of Rs. 10/- Each (31st March 2024 : 52,62,359 shares)	10.00%	95.18	89.91	84.65	Redeemable on demand within 20 years from date of allotment.
<b>Redeemable Non Convertible Non Cumulative Preference Shares</b> 7,47,37,641 Shares of Rs. 10/- Each (31st March 2024 : 7,47,37,641 shares)	0.10%	767.26	760.30	753.40	

\*The Amounts of liability are inclusive of accrued finance cost on the instrument.

Note 2

Net debt reconciliation

Reconciliation of borrowings outstanding at the beginning and end of the year:

Borrowings movement	As at 31 March 2025		As at 31 March 2024		As at 01 April 2023	
	Noncurrent	Current	Noncurrent	Current	Noncurrent	Current
Balance as at beginning of the year(including current maturities)	3,232.97	959.66	2,919.97	685.75	1,864.88	536.73
Cash Flow (Repayment)/ Proceeds*	(615.07)	50.89	313.00	273.91	1,055.09	149.02
Non cash changes	-	-	-	-	-	-
Amortised borrowing cost	-	-	-	-	-	-
Balance as at end of the year (including current maturities)	<b>2,617.90</b>	<b>1,010.55</b>	<b>3,232.97</b>	<b>959.66</b>	<b>2,919.97</b>	<b>685.75</b>

\* Amount shown is net cash inflow / outflow



Swaraj Green Power and Fuel Limited  
Notes to Standalone financial statements for the year ended 31 March 2025  
(All amounts in INR millions, unless otherwise stated)

13 (b) Lease Liabilities

Particulars	As at 31 March 2025	As at 31 March 2024	As at 01 April 2023
Current Lease liabilities	-	1.77	-
Non-Current Lease liabilities	-	8.08	-
<b>Total</b>	-	<b>9.85</b>	-

14 Current borrowings

	As at 31 March 2025	As at 31 March 2024	As at 01 April 2023
<b>Repayable on Demand</b>			
<b>Secured</b>			
From banks			
Working Capital Loans from Banks	3,490.13	3,141.41	2,351.59
Current maturities of long-term debt	1,010.55	959.66	685.75
Term Loans	43.38	68.14	85.74
<b>Total current borrowings</b>	<b>4,544.06</b>	<b>4,169.21</b>	<b>3,123.08</b>

Note 1:

The terms of working capital Loans are as follows:

Working capital loans	As at 31 March 2025	As at 31 March 2024	As at 01 April 2023
<b>Central Bank Pledge Loan A/c No.3522479191</b> Secured by first pari passu charge on entire current assets (except for pledge stock & bill discounted) of existing unit. Both present and future along with union bank of India on Reciprocal basis. Interest charged @ 1 Yr MCLR + 0.25% P.a. Personal guarantee of Mr. Ranjitsinha Naiknimbalkar (Promoter).	914.25	2,330.42	1,137.08
<b>IDBI Bank Cash Credit (Pledge) Loan A/c No.0468655100004589</b> Secured by first charge by way of Pledge of Sugar and collaterally secured by way of first charge on PDC cheque of Mr. Ranjitsinha Naiknimbalkar (Promoter) for the overall pledge limit and personal guarantees by Mr. Ranjitsinha Naiknimbalkar (Promoter).	-	-	(0.26)
<b>Central Bank Over Draft A/c No.3547000825</b> Secured by first pari passu charge on entire current assets (except for pledge stock & bill discounted) of existing unit. Both present and future along with union bank of India on Reciprocal basis. Interest charged @ 1 Yr MCLR + 0.25% P.a. Personal guarantee of Mr. Ranjitsinha Naiknimbalkar (Promoter).	164.26	157.56	141.97
<b>State Bank of India RDL A/c No.41438199036</b> Secured by first charge by way of Pledge of Sugar and personal guarantee by Mr. Ranjitsinha Naiknimbalkar (Promoter).	-	-	129.35
<b>State Bank of India RDL A/c No.41453722152</b> Secured by first charge by way of Pledge of Sugar and personal guarantee by Mr. Ranjitsinha Naiknimbalkar (Promoter).	-	-	72.81
<b>State Bank of India RDL A/c No.41482413399</b> Secured by first charge by way of Pledge of Sugar and personal guarantee by Mr. Ranjitsinha Naiknimbalkar (Promoter).	-	-	72.81
<b>State Bank of India RDL A/c No.41583280599</b> Secured by first charge by way of Pledge of Sugar and personal guarantee by Mr. Ranjitsinha Naiknimbalkar (Promoter).	-	-	131.06
<b>State Bank of India RDL A/c No.41626042616</b> Secured by first charge by way of Pledge of Sugar and personal guarantee by Mr. Ranjitsinha Naiknimbalkar (Promoter).	-	-	116.50
<b>State Bank of India RDL A/c No.41635801266</b> Secured by first charge by way of Pledge of Sugar and personal guarantee by Mr. Ranjitsinha Naiknimbalkar (Promoter).	-	-	87.38
<b>Union Bank of India Cash Credit A/c No.505705010050059</b> First pari passu charge on entire current assets of the company both present and future except the pledged stock. Interest charged @ 1 Yr MCLR + 0.30% P.a. Personal guarantee of Mr. Ranjitsinha Naiknimbalkar (Promoter).	342.80	653.51	256.69
<b>The Kalyan Janata Sahakari Bank Ltd Pledge Loan A/c No.25</b> Exclusive first charge on stock of Sugar and or Molasses's kept under pledge in designated godown as per commodity arrival receipt/storage receipt issued by Collateral manager and personal guarantees by Mr. Ranjitsinha Naiknimbalkar (Promoter).	-	(0.08)	226.20
<b>Loan-UBI-CC-792705020000010</b> First pari passu charge on entire current assets of the company both present and future except the pledged stock. Interest charged @ 1 Yr MCLR + 0.30% P.a. Personal guarantee of Mr. Ranjitsinha Naiknimbalkar (Promoter).	50.00	-	-
<b>Loan-UBI-CC-792705020000011</b> First pari passu charge on entire current assets of the company both present and future except the pledged stock. Interest charged @ 1 Yr MCLR + 0.30% P.a. Personal guarantee of Mr. Ranjitsinha Naiknimbalkar (Promoter).	50.00	-	-
<b>Loan-UBI-CC-792705020000013</b> First pari passu charge on entire current assets of the company both present and future except the pledged stock. Interest charged @ 1 Yr MCLR + 0.30% P.a. Personal guarantee of Mr. Ranjitsinha Naiknimbalkar (Promoter).	52.00	-	-
<b>Loan-UBI-CC-792705020000014</b> First pari passu charge on entire current assets of the company both present and future except the pledged stock. Interest charged @ 1 Yr MCLR + 0.30% P.a. Personal guarantee of Mr. Ranjitsinha Naiknimbalkar (Promoter).	52.00	-	-



Swaraj Green Power and Fuel Limited  
Notes to Standalone financial statements for the year ended 31 March 2025  
(All amounts in INR millions, unless otherwise stated)

Working capital loans	As at 31 March 2025	As at 31 March 2024	As at 01 April 2023
<b>Loan-UBI-CC-792705020000015</b> First pari passu charge on entire current assets of the company both present and future except the pledged stock. Interest charged @ 1 Yr MCLR + 0.30% P.a. Personal guarantee of Mr. Ranjitsinha Naiknimbalkar (Promoter).	52.00	-	-
<b>Loan-UBI-CC-792705020000016</b> First pari passu charge on entire current assets of the company both present and future except the pledged stock. Interest charged @ 1 Yr MCLR + 0.30% P.a. Personal guarantee of Mr. Ranjitsinha Naiknimbalkar (Promoter).	52.00	-	-
<b>Loan-UBI-CC-792705020000017</b> First pari passu charge on entire current assets of the company both present and future except the pledged stock. Interest charged @ 1 Yr MCLR + 0.30% P.a. Personal guarantee of Mr. Ranjitsinha Naiknimbalkar (Promoter).	52.00	-	-
<b>Loan-UBI-CC-792705020000018</b> First pari passu charge on entire current assets of the company both present and future except the pledged stock. Interest charged @ 1 Yr MCLR + 0.30% P.a. Personal guarantee of Mr. Ranjitsinha Naiknimbalkar (Promoter).	52.00	-	-
<b>Loan-UBI-CC-792705020000019</b> First pari passu charge on entire current assets of the company both present and future except the pledged stock. Interest charged @ 1 Yr MCLR + 0.30% P.a. Personal guarantee of Mr. Ranjitsinha Naiknimbalkar (Promoter).	52.00	-	-
<b>Loan-UBI-CC-792705020000020</b> First pari passu charge on entire current assets of the company both present and future except the pledged stock. Interest charged @ 1 Yr MCLR + 0.30% P.a. Personal guarantee of Mr. Ranjitsinha Naiknimbalkar (Promoter).	52.00	-	-
<b>Loan-CBI-CC-5771104212</b> Secured by first pari passu charge on entire current assets (except for pledge stock & bill discounted) of existing unit. Both present and future along with union bank of India on Reciprocal basis. Interest charged @ 1 Yr MCLR + 0.25% P.a. Personal guarantee of Mr. Ranjitsinha Naiknimbalkar (Promoter).	50.32	-	-
<b>Loan-CBI-CC-5776829802</b> Secured by first pari passu charge on entire current assets (except for pledge stock & bill discounted) of existing unit. Both present and future along with union bank of India on Reciprocal basis. Interest charged @ 1 Yr MCLR + 0.25% P.a. Personal guarantee of Mr. Ranjitsinha Naiknimbalkar (Promoter).	50.09	-	-
<b>Loan-CBI-CC-5776830679</b> Secured by first pari passu charge on entire current assets (except for pledge stock & bill discounted) of existing unit. Both present and future along with union bank of India on Reciprocal basis. Interest charged @ 1 Yr MCLR + 0.25% P.a. Personal guarantee of Mr. Ranjitsinha Naiknimbalkar (Promoter).	50.09	-	-
<b>Loan-CBI-CC-5776830771</b> Secured by first pari passu charge on entire current assets (except for pledge stock & bill discounted) of existing unit. Both present and future along with union bank of India on Reciprocal basis. Interest charged @ 1 Yr MCLR + 0.25% P.a. Personal guarantee of Mr. Ranjitsinha Naiknimbalkar (Promoter).	50.09	-	-
<b>Loan-CBI-CC-5776831254</b> Secured by first pari passu charge on entire current assets (except for pledge stock & bill discounted) of existing unit. Both present and future along with union bank of India on Reciprocal basis. Interest charged @ 1 Yr MCLR + 0.25% P.a. Personal guarantee of Mr. Ranjitsinha Naiknimbalkar (Promoter).	50.09	-	-
<b>Loan-CBI-CC-5776831301</b> Secured by first pari passu charge on entire current assets (except for pledge stock & bill discounted) of existing unit. Both present and future along with union bank of India on Reciprocal basis. Interest charged @ 1 Yr MCLR + 0.25% P.a. Personal guarantee of Mr. Ranjitsinha Naiknimbalkar (Promoter).	50.09	-	-
<b>Loan-CBI-CC-5776831414</b> Secured by first pari passu charge on entire current assets (except for pledge stock & bill discounted) of existing unit. Both present and future along with union bank of India on Reciprocal basis. Interest charged @ 1 Yr MCLR + 0.25% P.a. Personal guarantee of Mr. Ranjitsinha Naiknimbalkar (Promoter).	50.09	-	-
<b>Loan-CBI-CC-5776832145</b> Secured by first pari passu charge on entire current assets (except for pledge stock & bill discounted) of existing unit. Both present and future along with union bank of India on Reciprocal basis. Interest charged @ 1 Yr MCLR + 0.25% P.a. Personal guarantee of Mr. Ranjitsinha Naiknimbalkar (Promoter).	50.09	-	-
<b>Loan-CBI-CC-5776832655</b> Secured by first pari passu charge on entire current assets (except for pledge stock & bill discounted) of existing unit. Both present and future along with union bank of India on Reciprocal basis. Interest charged @ 1 Yr MCLR + 0.25% P.a. Personal guarantee of Mr. Ranjitsinha Naiknimbalkar (Promoter).	50.09	-	-
<b>Loan-CBI-CC-5776832735</b> Secured by first pari passu charge on entire current assets (except for pledge stock & bill discounted) of existing unit. Both present and future along with union bank of India on Reciprocal basis. Interest charged @ 1 Yr MCLR + 0.25% P.a. Personal guarantee of Mr. Ranjitsinha Naiknimbalkar (Promoter).	50.10	-	-
<b>Loan-CBI-CC-5777731134</b> Secured by first pari passu charge on entire current assets (except for pledge stock & bill discounted) of existing unit. Both present and future along with union bank of India on Reciprocal basis. Interest charged @ 1 Yr MCLR + 0.25% P.a. Personal guarantee of Mr. Ranjitsinha Naiknimbalkar (Promoter).	50.08	-	-
<b>Loan-CBI-CC-5777731677</b> Secured by first pari passu charge on entire current assets (except for pledge stock & bill discounted) of existing unit. Both present and future along with union bank of India on Reciprocal basis. Interest charged @ 1 Yr MCLR + 0.25% P.a. Personal guarantee of Mr. Ranjitsinha Naiknimbalkar (Promoter).	50.08	-	-



Swaraj Green Power and Fuel Limited  
Notes to Standalone financial statements for the year ended 31 March 2025  
(All amounts in INR millions, unless otherwise stated)

Working capital loans	As at 31 March 2025	As at 31 March 2024	As at 01 April 2023
<b>Loan-CBI-CC- 577732412</b> Secured by first pari passu charge on entire current assets (except for pledge stock & bill discounted ) of existing unit. Both present and future along with union bank of India on Reciprocal basis. Interest charged @ 1 Yr MCLR + 0.25% P.a. Personal guarantee of Mr. Ranjitsinha Naiknimbalkar (Promoter) .	50.08	-	-
<b>Loan-CBI-CC- 577732933</b> Secured by first pari passu charge on entire current assets (except for pledge stock & bill discounted ) of existing unit. Both present and future along with union bank of India on Reciprocal basis. Interest charged @ 1 Yr MCLR + 0.25% P.a. Personal guarantee of Mr. Ranjitsinha Naiknimbalkar (Promoter) .	50.08	-	-
<b>Loan-CBI-CC- 577733028</b> Secured by first pari passu charge on entire current assets (except for pledge stock & bill discounted ) of existing unit. Both present and future along with union bank of India on Reciprocal basis. Interest charged @ 1 Yr MCLR + 0.25% P.a. Personal guarantee of Mr. Ranjitsinha Naiknimbalkar (Promoter) .	50.08	-	-
<b>Loan-CBI-CC- 577733299</b> Secured by first pari passu charge on entire current assets (except for pledge stock & bill discounted ) of existing unit. Both present and future along with union bank of India on Reciprocal basis. Interest charged @ 1 Yr MCLR + 0.25% P.a. Personal guarantee of Mr. Ranjitsinha Naiknimbalkar (Promoter) .	50.08	-	-
<b>Loan-CBI-CC- 577733346</b> Secured by first pari passu charge on entire current assets (except for pledge stock & bill discounted ) of existing unit. Both present and future along with union bank of India on Reciprocal basis. Interest charged @ 1 Yr MCLR + 0.25% P.a. Personal guarantee of Mr. Ranjitsinha Naiknimbalkar (Promoter) .	50.08	-	-
<b>Loan-CBI-CC- 577733415</b> Secured by first pari passu charge on entire current assets (except for pledge stock & bill discounted ) of existing unit. Both present and future along with union bank of India on Reciprocal basis. Interest charged @ 1 Yr MCLR + 0.25% P.a. Personal guarantee of Mr. Ranjitsinha Naiknimbalkar (Promoter) .	50.08	-	-
<b>Loan-CBI-CC- 577733856</b> Secured by first pari passu charge on entire current assets (except for pledge stock & bill discounted ) of existing unit. Both present and future along with union bank of India on Reciprocal basis. Interest charged @ 1 Yr MCLR + 0.25% P.a. Personal guarantee of Mr. Ranjitsinha Naiknimbalkar (Promoter) .	50.08	-	-
<b>Loan-CBI-CC- 577733969</b> Secured by first pari passu charge on entire current assets (except for pledge stock & bill discounted ) of existing unit. Both present and future along with union bank of India on Reciprocal basis. Interest charged @ 1 Yr MCLR + 0.25% P.a. Personal guarantee of Mr. Ranjitsinha Naiknimbalkar (Promoter) .	50.08	-	-
<b>Loan-CBI-CC- 577734248</b> Secured by first pari passu charge on entire current assets (except for pledge stock & bill discounted ) of existing unit. Both present and future along with union bank of India on Reciprocal basis. Interest charged @ 1 Yr MCLR + 0.25% P.a. Personal guarantee of Mr. Ranjitsinha Naiknimbalkar (Promoter) .	50.08	-	-
<b>Loan-CBI-CC- 577735297</b> Secured by first pari passu charge on entire current assets (except for pledge stock & bill discounted ) of existing unit. Both present and future along with union bank of India on Reciprocal basis. Interest charged @ 1 Yr MCLR + 0.25% P.a. Personal guarantee of Mr. Ranjitsinha Naiknimbalkar (Promoter) .	50.08	-	-
<b>Loan-CBI-CC- 577735366</b> Secured by first pari passu charge on entire current assets (except for pledge stock & bill discounted ) of existing unit. Both present and future along with union bank of India on Reciprocal basis. Interest charged @ 1 Yr MCLR + 0.25% P.a. Personal guarantee of Mr. Ranjitsinha Naiknimbalkar (Promoter) .	50.08	-	-
<b>Loan-CBI-CC- 577735388</b> Secured by first pari passu charge on entire current assets (except for pledge stock & bill discounted ) of existing unit. Both present and future along with union bank of India on Reciprocal basis. Interest charged @ 1 Yr MCLR + 0.25% P.a. Personal guarantee of Mr. Ranjitsinha Naiknimbalkar (Promoter) .	50.08	-	-
<b>Loan-CBI-CC- 577735854</b> Secured by first pari passu charge on entire current assets (except for pledge stock & bill discounted ) of existing unit. Both present and future along with union bank of India on Reciprocal basis. Interest charged @ 1 Yr MCLR + 0.25% P.a. Personal guarantee of Mr. Ranjitsinha Naiknimbalkar (Promoter) .	50.08	-	-
<b>Loan-CBI-CC- 577735934</b> Secured by first pari passu charge on entire current assets (except for pledge stock & bill discounted ) of existing unit. Both present and future along with union bank of India on Reciprocal basis. Interest charged @ 1 Yr MCLR + 0.25% P.a. Personal guarantee of Mr. Ranjitsinha Naiknimbalkar (Promoter) .	50.08	-	-
<b>Loan-CBI-CC- 577736018</b> Secured by first pari passu charge on entire current assets (except for pledge stock & bill discounted ) of existing unit. Both present and future along with union bank of India on Reciprocal basis. Interest charged @ 1 Yr MCLR + 0.25% P.a. Personal guarantee of Mr. Ranjitsinha Naiknimbalkar (Promoter) .	50.08	-	-
<b>Loan-CBI-CC- 577736256</b> Secured by first pari passu charge on entire current assets (except for pledge stock & bill discounted ) of existing unit. Both present and future along with union bank of India on Reciprocal basis. Interest charged @ 1 Yr MCLR + 0.25% P.a. Personal guarantee of Mr. Ranjitsinha Naiknimbalkar (Promoter) .	50.08	-	-



Swaraj Green Power and Fuel Limited  
Notes to Standalone financial statements for the year ended 31 March 2025  
(All amounts in INR millions, unless otherwise stated)

Working capital loans	As at 31 March 2025	As at 31 March 2024	As at 01 April 2023
<b>Loan-CBI-CC- 5777736880</b> Secured by first pari passu charge on entire current assets (except for pledge stock & bill discounted ) of existing unit. Both present and future along with union bank of India on Reciprocal basis. Interest charged @ 1 Yr MCLR + 0.25% P.a. Personal guarantee of Mr. Ranjitsinha Naiknimbalkar (Promoter) .	50.08	-	-
<b>Loan-CBI-CC- 5777737012</b> Secured by first pari passu charge on entire current assets (except for pledge stock & bill discounted ) of existing unit. Both present and future along with union bank of India on Reciprocal basis. Interest charged @ 1 Yr MCLR + 0.25% P.a. Personal guarantee of Mr. Ranjitsinha Naiknimbalkar (Promoter) .	50.08	-	-
<b>Loan-CBI-CC- 5777737249</b> Secured by first pari passu charge on entire current assets (except for pledge stock & bill discounted ) of existing unit. Both present and future along with union bank of India on Reciprocal basis. Interest charged @ 1 Yr MCLR + 0.25% P.a. Personal guarantee of Mr. Ranjitsinha Naiknimbalkar (Promoter) .	50.08	-	-
<b>Total</b>	<b>3,490.13</b>	<b>3,141.41</b>	<b>2,351.59</b>

Note 2 :  
The terms of Short Term Loans are as follows:

Working capital loans	As at 31 March 2025	As at 31 March 2024	As at 01 April 2023
<b>- Samunnati Financial Intermediation &amp; Services Pvt. Ltd. A/c No.10011800150</b> Secured by subservient charge on current assets created out of this facility both present and future and personal guarantee by Mr. Ranjitsinha Naiknimbalkar (Promoter). Rate of Interest at 18% per annum. 3 months moratorium followed by 9 Equated Monthly instalments	-	-	9.17
<b>- Samunnati Financial Intermediation &amp; Services Pvt. Ltd. A/c No.10011800151</b> Secured by subservient charge on current assets created out of this facility both present and future and personal guarantee by Mr. Ranjitsinha Naiknimbalkar (Promoter). Rate of Interest at 18% per annum. 3 months moratorium followed by 9 Equated Monthly instalments	-	-	10.26
<b>- Samunnati Financial Intermediation &amp; Services Pvt. Ltd. A/c No.10111800152</b> Secured by subservient charge on current assets created out of this facility both present and future and personal guarantee by Mr. Ranjitsinha Naiknimbalkar (Promoter). Rate of Interest at 18% per annum. 3 months moratorium followed by 9 Equated Monthly instalments	-	-	6.84
<b>- Samunnati Financial Intermediation &amp; Services Pvt. Ltd. A/c No.10111800156</b> 3 months moratorium followed by 9 Equated Monthly instalments Secured by subservient charge on entire current assets both present and future and personal guarantee by Mr. Ranjitsinha Naiknimbalkar (Promoter).	-	-	4.53
<b>- Samunnati Financial Intermediation &amp; Services Pvt. Ltd. A/c No.10111800167</b> Secured by subservient charge on current assets created out of this facility both present and future and personal guarantee by Mr. Ranjitsinha Naiknimbalkar (Promoter). Rate of Interest at 18% per annum. 3 months moratorium followed by 9 Equated Monthly instalments	-	-	5.63
<b>- Samunnati Financial Intermediation &amp; Services Pvt. Ltd. A/c No.1011180182</b> Secured by subservient charge on current assets created out of this facility both present and future and personal guarantee by Mr. Ranjitsinha Naiknimbalkar (Promoter). Rate of Interest at 18% per annum. 3 months moratorium followed by 9 Equated Monthly instalments	-	-	49.31
<b>Term Loan-Samunnati-10011800286 (5 Crores)</b> Secured by Sub-servient charge over entire current and movable fixed assets of the company, both present and future. And personal guarantee by Mr. Ranjitsinha Naiknimbalkar (Promoter). Rate of Interest at 18% per annum. 3 months moratorium followed by 9 Equated Monthly instalments	-	34.07	-
<b>Term Loan-Samunnati-10011800289 (2.5 Crore)</b> Secured by Sub-servient charge over entire current and movable fixed assets of the company, both present and future. And personal guarantee by Mr. Ranjitsinha Naiknimbalkar (Promoter). Rate of Interest at 18% per annum. 3 months moratorium followed by 9 Equated Monthly instalments	-	17.03	-
<b>Term Loan-Samunnati-10011800290 (2.5 Crore)</b> Secured by Sub-servient charge over entire current and movable fixed assets of the company, both present and future. And personal guarantee by Mr. Ranjitsinha Naiknimbalkar (Promoter). Rate of Interest at 18% per annum. 3 months moratorium followed by 9 Equated Monthly instalments	-	17.04	-
<b>Term Loan-Samunnati- 10011800348 ( 2 Crores)</b> Secured by Sub-servient charge over entire current and movable fixed assets of the company, both present and future and personal guarantee by Mr. Ranjitsinha Naiknimbalkar (Promoter). Rate of Interest at 18% per annum. 4 month moratorium, followed by 8 monthly instalments	5.18	-	-
<b>Term Loan-Samunnati- 100111771024( 5 Crores)</b> Secured by Sub-servient charge over entire current and movable fixed assets of the company, both present and future. And personal guarantee by Mr. Ranjitsinha Naiknimbalkar (Promoter). Rate of Interest at 18% per annum. 1 month moratorium followed by 4 Equated Monthly instalments	38.20	-	-
<b>Total</b>	<b>43.38</b>	<b>68.14</b>	<b>85.14</b>



Swaraj Green Power and Fuel Limited  
Notes to Standalone financial statements for the year ended 31 March 2025  
(All amounts in INR millions, unless otherwise stated)

15 Deferred tax liability (net)

The balance of deferred tax comprises temporary differences attributable to:

	As at 31 March 2025	As at 31 March 2024	As at 01 April 2023
<b>Deferred tax asset</b>			-
Disallowance U/s. 43B	23.70	1.78	0.82
Disallowance U/s.40A(vii)	2.07	1.42	0.57
Other Temporary Disallowances	8.39	8.39	-
Lease Liability	-	2.87	-
	<b>34.16</b>	<b>14.46</b>	<b>1.39</b>
MAT Credit Entitlement	-	36.92	35.61
<b>Deferred tax liability</b>			
Depreciation of Assets	275.00	268.56	231.96
	<b>275.00</b>	<b>268.56</b>	<b>231.96</b>
<b>Total deferred tax liability (net)</b>	<b>240.84</b>	<b>217.18</b>	<b>194.96</b>

16 (a) Non-current provisions

	As at 31 March 2025	As at 31 March 2024	As at 01 April 2023
Provision for employee benefits			
- Provision for gratuity (Refer Note 34)	6.60	4.53	2.65
<b>Total non-current provisions</b>	<b>6.60</b>	<b>4.53</b>	<b>2.65</b>

16 (b) Current provisions

	As at 31 March 2025	As at 31 March 2024	As at 01 April 2023
Provision for employee benefits			
- Provision for gratuity (Refer Note 34)	0.51	0.32	0.17
<b>Total current provisions</b>	<b>0.51</b>	<b>0.32</b>	<b>0.17</b>

17 Trade payables

	As at 31 March 2025	As at 31 March 2024	As at 01 April 2023
Trade payables			
-total outstanding dues of micro enterprise and small enterprise; and	91.32	19.56	4.08
-total outstanding dues of creditors other than micro enterprise and small enterprise	512.73	389.50	243.21
<b>Total trade payables</b>	<b>604.05</b>	<b>409.06</b>	<b>248.29</b>



Swaraj Green Power and Fuel Limited  
Notes to Standalone financial statements for the year ended 31 March 2025  
(All amounts in INR millions, unless otherwise stated)

Trade Payable Ageing

As at 31 March 2025

	Not due/Accrued expenses	Outstanding for following periods from the due date				Total
		Less than 1 year	1-2 years	2-3 years	More than 3 years	
Undisputed trade payables						
Micro enterprises and small enterprises	6.65	83.76	0.17	0.13	0.61	91.32
Others	3.80	450.19	35.46	2.49	20.79	512.73
Disputed trade payables						
Micro enterprises and small enterprises	-	-	-	-	-	-
Others	-	-	-	-	-	-
<b>Total!</b>	<b>10.45</b>	<b>533.95</b>	<b>35.63</b>	<b>2.62</b>	<b>21.40</b>	<b>604.05</b>

As at 31 March 2024

	Not due/Accrued expenses	Outstanding for following periods from the due date				Total
		Less than 1 year	1-2 years	2-3 years	More than 3 years	
Undisputed trade payables						
Micro enterprises and small enterprises	0.10	19.46	-	-	-	19.56
Others	6.14	304.76	29.28	12.42	36.90	389.50
Disputed trade payables						
Micro enterprises and small enterprises	-	-	-	-	-	-
Others	-	-	-	-	-	-
<b>Total</b>	<b>6.24</b>	<b>324.22</b>	<b>29.28</b>	<b>12.42</b>	<b>36.90</b>	<b>409.06</b>

As at 01 April 2023

	Not due/Accrued expenses	Outstanding for following periods from the due date				Total
		Less than 1 year	1-2 years	2-3 years	More than 3 years	
Undisputed trade payables						
Micro enterprises and small enterprises	-	4.08	-	-	-	4.08
Others	3.13	188.26	12.49	12.56	27.77	244.21
Disputed trade payables						
Micro enterprises and small enterprises	-	-	-	-	-	-
Others	-	-	-	-	-	-
<b>Total</b>	<b>3.13</b>	<b>192.34</b>	<b>12.49</b>	<b>12.56</b>	<b>27.77</b>	<b>248.29</b>



Swaraj Green Power and Fuel Limited

Notes to Standalone financial statements for the year ended 31 March 2025

(All amounts in INR millions, unless otherwise stated)

18 (a) Other Non-current financial liabilities

	As at 31 March 2025	As at 31 March 2024	As at 01 April 2023
Capital creditors	80.60	112.15	77.24
Earnest Money Deposit	-	0.32	0.32
Other Payables	1.12	1.62	2.18
<b>Total Non-current financial liabilities</b>	<b>81.72</b>	<b>114.09</b>	<b>79.74</b>

18 (b) Other current financial liabilities

	As at 31 March 2025	As at 31 March 2024	As at 01 April 2023
Payable to employees	25.67	21.03	5.79
<b>Total Other current financial liabilities</b>	<b>25.67</b>	<b>21.03</b>	<b>5.79</b>

19 Other current liabilities

	As at 31 March 2025	As at 31 March 2024	As at 01 April 2023
Statutory dues payable	13.89	12.59	4.84
Advance From Customers	330.88	366.89	23.33
Sitting Fees Payable	0.35	-	-
Other Payables	-	-	97.53
<b>Total other current liabilities</b>	<b>345.12</b>	<b>379.48</b>	<b>125.70</b>

20 Current Tax liabilities

	As at 31 March 2025	As at 31 March 2024	As at 01 April 2023
Provision for Income Tax	71.26	55.80	46.51
<b>Total current tax liabilities</b>	<b>71.26</b>	<b>55.80</b>	<b>46.51</b>



Swaraj Green Power and Fuel Limited

Notes to Standalone financial statements for the year ended 31 March 2025

(All amounts in INR millions, unless otherwise stated)

21 Revenue from operations

	Year ended 31 March 2025	Year ended 31 March 2024
<b>Revenue from contracts with customers</b>		
<b>Sale of products</b>		
-Finished goods		
- Sugar	1,424.27	1,487.05
- Electricity	93.57	170.98
- Ethanol and Allied Products	2,067.43	1,931.77
- Pressmud	2.67	2.46
- Ash	2.76	2.59
- Jaggery	-	80.81
- Fertilizer	963.53	541.25
-Traded goods	2,187.92	3,322.96
<b>Other Operating Revenue</b>		
Sale of scrap	10.55	1.52
<b>Total revenue from operations</b>	<b>6,752.70</b>	<b>7,541.39</b>

Revenue from Traded goods includes Revenue earned from Trading of Sugar

22 Other income

	Year ended 31 March 2025	Year ended 31 March 2024
Interest on deposits with banks (being financial assets carried at amortised cost)	1.57	1.41
Government grants*:		
PSI Scheme	113.86	136.23
Interest Subvention Claim	122.46	110.48
Provisions/liabilities written back to the extent no longer required	51.23	4.71
Gain on sale of property, plant and equipment	1.86	-
Dividend Income	0.02	-
Interest on loans given to other companies	0.02	-
Miscellaneous income	10.82	6.82
<b>Total other income</b>	<b>301.84</b>	<b>259.65</b>

\* The Company is eligible to claim Interest Subvention from the Department of Food & Public Distribution (DFPD) for the year ended March 31, 2025. However, the Company has not yet submitted a claim for the current year. Additionally, the Company is eligible for incentives under Industrial Promotion Scheme, the application for which is yet to be filed by the company for the period April 2024 to March 2025. The respective amounts have been recorded under Other income as "Interest Subvention Claim" and "Industrial Promotion Scheme" respectively.

23 Cost of materials consumed

	Year ended 31 March 2025	Year ended 31 March 2024
Raw materials at the beginning of the year	-	-
Add : Purchases during the year	1,918.97	2,407.53
Add : Other materials consumed	879.99	720.24
Less: Raw material at the end of the year	-	-
<b>Total cost of materials consumed</b>	<b>2,798.96</b>	<b>3,127.77</b>

24 Purchase of stock-in-trade

	Year ended 31 March 2025	Year ended 31 March 2024
Purchase of Sugar	2,186.06	3,320.42
<b>Total purchases of stock-in-trade</b>	<b>2,186.06</b>	<b>3,320.42</b>



Swaraj Green Power and Fuel Limited

Notes to Standalone financial statements for the year ended 31 March 2025

(All amounts in INR millions, unless otherwise stated)

25 Changes in inventories of work-in-progress, stock-in-trade and finished goods

	Year ended 31 March 2025	Year ended 31 March 2024
<b>Opening Inventory</b>		
Finished Goods		
- Ethanol and Allied Products	1.81	99.84
- Sugar	961.24	1,120.90
Molasses, Bagasse, Pressmud, Fertilizers & Ash	2,169.07	1,558.33
Work In Progress-Syrup	522.48	498.40
	<b>3,654.60</b>	<b>3,277.47</b>
<b>Less: Closing Inventory</b>		
Finished Goods		
- Ethanol	4.61	1.81
- Sugar	406.05	961.24
Molasses, Bagasse, Pressmud, Fertilizers, Spirit & Ash	3,160.77	2,169.07
Work In Progress-Syrup & Sugar	374.50	522.48
	<b>3,945.93</b>	<b>3,654.60</b>
<b>Total changes in inventories of finished goods</b>	<b>(291.33)</b>	<b>(377.14)</b>

26 Employee benefit expense

	Year ended 31 March 2025	Year ended 31 March 2024
Salaries, wages and bonus	179.87	142.67
Contribution to provident, gratuity and other funds (Refer Note 34)	8.87	6.59
Staff welfare expenses	1.26	0.74
<b>Total employee benefit expense</b>	<b>190.00</b>	<b>150.00</b>

27 Depreciation and amortization expense

	Year ended 31 March 2025	Year ended 31 March 2024
Depreciation on property, plant and equipment	767.13	518.98
Depreciation on right to use asset	1.32	1.88
<b>Total depreciation and amortisation expense</b>	<b>768.45</b>	<b>520.86</b>

28 Finance costs

	Year ended 31 March 2025	Year ended 31 March 2024 (Restated)
Interest Cost		
- On Term Loan	380.64	266.23
- On Working Capital Loan	281.70	209.44
- On delayed payment of statutory dues	17.31	15.61
- On Delayed payments to MSME Vendors	6.55	0.10
- On Lease Liabilities	0.49	0.78
- On financial liability - preference shares classified as financial liabilities	6.96	6.90
Dividend on redeemable preference shares	5.26	5.26
Other borrowing costs		
- Bank Charges	54.78	36.70
<b>Total finance costs</b>	<b>753.69</b>	<b>541.02</b>



**Swaraj Green Power and Fuel Limited**

Notes to Standalone financial statements for the year ended 31 March 2025

(All amounts in INR millions, unless otherwise stated)

**29 Other expenses**

	Year ended 31 March 2025	Year ended 31 March 2024
Consumption of Stores, Spares & Consumables	32.46	-
Rent	1.07	0.64
Rates & Taxes	39.96	16.67
Payment to auditors (Refer details (a) below)	1.70	1.20
Advertisement Expenses	0.23	1.26
Corporate social responsibility expenses (refer note (b) below)	6.75	4.90
Insurance Charges	26.24	15.23
Communication Expenses	0.83	0.94
Printing & Stationery	0.54	0.70
Professional Fees	12.09	8.61
Repairs and maintenance:		
- Buildings	0.68	0.01
- Plant and machinery	125.15	73.62
- Others	3.73	2.66
Factory Expenses	2.94	1.12
Power and fuel	0.78	-
Contract wages	17.51	0.05
Packing expenses	9.73	8.14
Donation	-	0.05
Travelling & Conveyance	10.47	10.09
Loss on Sale of Asset	-	9.00
Carriage Outward Expenses	43.52	59.51
License & Inspection Fees	10.41	8.32
Sitting Fees	0.35	-
Miscellaneous expenses	9.88	5.41
<b>Total Other Expenses</b>	<b>357.02</b>	<b>228.13</b>

**Other Expenses**

(a) Details of payment to statutory auditors (excluding applicable taxes and out of pocket expenses)

	Year ended 31 March 2025	Year ended 31 March 2024
As auditor:		
-Statutory Audit fee	1.20	1.20
-Other services	0.50	-
	<b>1.70</b>	<b>1.20</b>

(b) Expenditure towards Corporate Social Responsibility

Particulars	Year ended 31 March 2025	Year ended 31 March 2024
a) Gross amount required to be spent by the Company as per Section 135 of Companies Act, 2013 during the year	5.79	4.85
b) Amount spent during the year	6.75	4.90

**Note:** The gross amount required to be spent by the company as per Sec 135 is taken from the filed financial statement with MCA during the period. We have not made separate calculation for restatement of financial statement as per Ind AS Reporting Framework.



**Swaraj Green Power and Fuel Limited**

Notes to Standalone financial statements for the year ended 31 March 2025

(All amounts in INR millions, unless otherwise stated)

Particulars	Year ended 31 March 2025		
	In cash	Yet to be paid in cash	Total
(i) Construction/acquisition of any asset	-	-	-
(ii) On purposes other than (i) above*	6.75	-	6.75
	6.75	-	6.75

\* The expenditure of Rs. 6.75 Millions is made by way of expenditure for

- Promoting education among children, empowering women
- Eradicating Hunger, Poverty & Malnutrition
- Promoting livelihood enhancement and promoting gender equality, empowering women

Particulars	Year ended 31 March 2024		
	In cash	Yet to be paid in cash	Total
(i) Construction/acquisition of any asset	-	-	-
(ii) On purposes other than (i) above*	4.90	-	4.90
	4.90	-	4.90

\* The expenditure of Rs. 4.90 Millions is made by way of expenditure for

- Rural Development
- Eradication of Hunger
- To ensure environment sustainability.

Particulars	Year ended 31 March 2025	Year ended 31 March 2024
a) Carry forward from previous year adjusted to meet current year's spending requirement	0.38	-
b) unspent amount during year	-	-
c) Reason for shortfall	-	-
d) Details of related party transactions	-	-

**Details of excess amount spent**

Particulars	Year ended 31 March 2025	Year ended 31 March 2024
Opening balance	0.38	0.33
Amount required to be spent during the year	5.79	4.85
Amount spent during the year	6.75	4.90
Closing balance	0.96	0.05
To be carried forward for next year	1.34	0.38
Not to be carried forward for next year	-	-

**Note :-**

- There are no ongoing projects under CSR



Swaraj Green Power and Fuel Limited

Notes to Standalone financial statements for the year ended 31 March 2025

(All amounts in INR millions, unless otherwise stated)

30 Income Taxes

Profit and Loss section	Year ended 31 March 2025	Year ended 31 March 2024
<b>Current income tax charge</b>		
Current income tax	71.26	55.80
MAT Credit Entitlement	30.42	6.40
MAT payable		-
<b>Adjustments of tax relating to earlier periods</b>		
Tax charge in respect of earlier years	(1.21)	7.67
MAT Credit Entitlement	6.49	(7.71)
<b>tax relating to earlier periods</b>	<b>5.28</b>	<b>(0.04)</b>
Net Current Tax Expense	106.96	62.16
Deferred tax	(13.32)	23.71
<b>Income tax expense reported in the statement of profit or loss</b>	<b>93.64</b>	<b>85.87</b>

Reconciliation of Effective tax rate for 31 March 2025 and 31 March 2024.

	Year ended 31 March 2025	Year ended 31 March 2024
Profit/ (loss) before tax	291.69	289.98
Tax expense / (credit) as per Statutory income tax rate of 29.12%	84.94	84.44
Adjustments for current income tax of previous years	5.28	-
Tax Effects of amounts which are not deductible (taxable) in calculating taxable income	10.22	9.63
Others	(6.80)	(8.20)
Tax losses for which no deferred tax is recognised		
<b>Income tax expense reported in the statement of profit or loss</b>	<b>93.64</b>	<b>85.87</b>

31 Remeasurement of post-employment benefit obligations

	Year ended 31 March 2025	Year ended 31 March 2024
Remeasurement of post-employment benefit obligations	0.22	(0.63)
<b>Total Remeasurement of post-employment benefit obligations</b>	<b>0.22</b>	<b>(0.63)</b>



**Swaraj Green Power and Fuel Limited**

**Notes to Standalone financial statements for the year ended 31 March 2025**

(All amounts in INR millions, unless otherwise stated)

**32 Revenue related disclosures**

**a. Revenue from Contracts with Customers**

Indian Accounting Standard 115 Revenue from Contracts with Customers ("Ind AS 115"), establishes a framework for determining whether, how much and when revenue is recognised and requires disclosures about the nature, amount, timing and uncertainty of revenues and cash flows arising from customer contracts. Under Ind AS 115, revenue is recognised through a 5-step approach:

- (i) Identify the contract(s) with customer;
- (ii) Identify separate performance obligations in the contract;
- (iii) Determine the transaction price;
- (iv) Allocate the transaction price to the performance obligations; and
- (v) Recognise revenue when a performance obligation is satisfied.

Certain customer arrangements consist of bill-and-hold characteristics under which transfer of control has been met (including the passing of title and significant risk and reward of ownership to the customers). Therefore, the customers can direct the use of the bill-and-hold inventory while the Company retains physical possession of the product until it is shipped to a customer at a point in time in the future.

Under "Bill and hold" arrangement performance obligation is satisfied on unconditional appropriation of the goods to the contract. Normally no obligation towards custodial service exists.

**Details of revenue derived from single external customer for year ended on 31 March 2025:**

There are 2 external customers which contribute to 10% or more revenue. The revenue derived from these external customers for year ended on 31 March 2025 was ₹ 2,868.49 Millions (As at 31 March 2024 ₹ 2,304.70 Millions).

**Information about disaggregated revenue**

	Year ended 31 March 2025	Year ended 31 March 2024
Revenue recognised at point-in-time for the year	6,752.70	7,541.39
Revenue recognised over time for the year	-	-



**Swaraj Green Power and Fuel Limited**

Notes to Standalone financial statements for the year ended 31 March 2025

(All amounts in INR millions, unless otherwise stated)

**b. Disaggregation of revenue**

Revenue recognised mainly comprises of sale of products which majorly comprises of sugar, ethanol and allied products and electricity from co-generation. Disaggregated revenue information have been given along with segment information in note 41.

Particulars	Year ended 31 March 2025	Year ended 31 March 2024
<b>Sale of products and service</b>		
Manufactured	4,554.23	4,216.91
Traded	2,187.92	3,322.96
<b>Other operating income</b>	10.55	1.52
<b>Total revenue covered under Ind AS 115</b>	<b>6,752.70</b>	<b>7,541.39</b>

**c. Contract balances**

The following table provides information about receivables, contract assets and contract liabilities from contract with customers:

Particulars	Year ended 31 March 2025	Year ended 31 March 2024
<b>Contract assets</b>		
<b>Total contract assets</b>	-	-
<b>Contract liabilities</b>		
Advances from consumers	330.88	366.89
<b>Total contract liabilities</b>	<b>330.88</b>	<b>366.89</b>
<b>Receivables</b>		
Trade receivables	723.39	627.74
Less : Allowances for expected credit loss	(2.66)	(2.66)
<b>Net receivables</b>	<b>720.73</b>	<b>625.08</b>

Contract asset is the right to consideration in exchange for goods or services transferred to the customer. Contract liability is the entity's obligation to transfer goods or services to a customer for which the entity has received consideration from the customer in advance. Contract assets are transferred to receivables when the rights become unconditional and contract liabilities are recognised as and when the performance obligation is satisfied.



**Swaraj Green Power and Fuel Limited**

Notes to Standalone financial statements for the year ended 31 March 2025

(All amounts in INR millions, unless otherwise stated)

- d. Significant changes in the contract assets and the contract liabilities balances during the year are as follows:

Particulars	Year ended 31 March 2025	
	Contract Assets	Contract Liabilities
		Advances from customers
Opening balance as on 01 April 2024	-	366.89
Addition during the year	-	1,282.50
Revenue recognised during the year/ amount refunded during the year	-	(1,318.51)
<b>Closing balance as on 31 March 2025</b>	-	<b>330.88</b>

Particulars	Year ended 31 March 2024	
	Contract Assets	Contract Liabilities
		Advances from customers
Opening balance as on 01 April 2023	-	23.33
Addition during the year	-	1,108.60
Revenue recognised during the year/ amount refunded during the year	-	(765.05)
<b>Closing balance as on 31 March 2024</b>	-	<b>366.88</b>

- e. **Satisfaction of performance obligations**

The Company's revenue is derived from the single performance obligation to transfer primarily its products under arrangements in which the transfer of control of the products and the fulfilment of the Company's performance obligation occur at the same time. Revenue from the sale of goods is recognized when the Company has transferred control of the goods to the buyer and the buyer obtains the benefits from the goods, the potential cash flows and the amount of revenue (the transaction price) can be measured reliably, and it is probable that the Company will collect the consideration to which it is entitled to in exchange for the goods. Performance obligation is satisfied when company transfers goods to the customer.

Whether the customer has obtained control over the asset depends on when the goods are made available to the carrier or the buyer takes possession of the goods, depending on the delivery terms. Revenue is measured at the transaction price of the consideration received or receivable, the amount the Company expects to be entitled to.

- f. **Payment terms**

The sale of goods is typically made under credit payment terms differing from customer to customer and ranges between 30-60 days (excluding transit days).



**Swaraj Green Power and Fuel Limited**

Notes to Standalone financial statements for the year ended 31 March 2025

(All amounts in INR millions, unless otherwise stated)

33 Reconciliation between the opening and closing balances in the balance sheet for liabilities arising from financing activities:

Particulars	Long term borrowings	Short term borrowings	Interest
Opening balance as on 01 April 2023 (Restated)	4,387.02	3,123.08	-
Non cash changes due to			
- Interest expense	-	-	541.02
Cash flows during the year due to			
- Movement in borrowings during the year (net)	433.56	1,046.13	-
- Payment of interest	-	-	(541.02)
Closing balance as on 31 March 2024 (Restated)	4,820.58	4,169.21	-
Opening balance as on 01 April 2024	4,820.58	4,169.21	-
Non cash changes due to			
- Interest expense	-	-	753.69
Cash flows during the year due to			
- Movement in borrowings during the year (net)	(470.24)	374.85	-
- Payment of interest	-	-	(753.69)
Closing balance as on 31 March 2025	4,350.34	4,544.06	-



**Swaraj Green Power and Fuel Limited**  
**Notes to Standalone financial statements for the year ended 31 March 2025**  
 (All amounts in INR millions, unless otherwise stated)

**34 Employee benefit obligation**

	As at 31 March 2025	As at 31 March 2024
<b>Gratuity (Refer Note B)</b>		
Non-current	6.60	4.53
Current	0.51	0.32

**A Defined Contribution Plan**

The Company has a defined contribution plan i.e., contribution to provident fund. Contributions are made to provident fund for employees at the rate of 12% of basic salary as per regulations. The contributions are made to registered provident fund administered by the government. The obligation of the Company is limited to the amount contributed and it has no further contractual nor any constructive obligation. The expense recognised during the year towards defined contribution plan is as follows:

	Year ended 31 March 2025	Year ended 31 March 2024
Provident Fund And Other Funds	6.31	5.15
<b>Total</b>	<b>6.31</b>	<b>5.15</b>

**B Gratuity**

The Company has a defined benefit gratuity plan. The companies defined benefit gratuity plan is a final salary plan for employees. The gratuity plan is governed by the Payment of Gratuity Act, 1972. Under the Act, employee who has completed five years of service is entitled to specific benefit. The level of benefits provided depends on the member's length of service and salary at retirement age. Salary increases and gratuity increases are based on expected future inflation rates.

**I The amounts recognised in balance sheet and movements in the net benefit obligation over the year are as follows :**

	As at 31 March 2025	Fair value of plan assets	Net amount
<b>Opening defined benefit obligation</b>	<b>4.85</b>	-	<b>4.85</b>
Current service cost	2.14	-	2.14
Interest expense	0.34	-	0.34
<b>Total amount recognised in Profit or Loss</b>	<b>2.48</b>	-	<b>2.48</b>
Return on plan assets	-	-	-
(Gain)/loss from experience changes	(0.53)	-	(0.53)
(Gain)/loss from change in demographic assumptions	-	-	-
(Gain)/loss from change in financial assumptions	0.31	-	0.31
<b>Total amount recognised in Other Comprehensive Income</b>	<b>(0.22)</b>	-	<b>(0.22)</b>
Employer contributions	-	-	-
Benefit payments	-	-	-
<b>Closing defined benefit obligation</b>	<b>7.11</b>	-	<b>7.11</b>

	As at 31 March 2024	Fair value of plan assets	Net amount
<b>Opening defined benefit obligation</b>	<b>2.82</b>	-	<b>2.82</b>
Current service cost	1.20	-	1.20
Interest expense	0.20	-	0.20
<b>Total amount recognised in Profit or Loss</b>	<b>1.40</b>	-	<b>1.40</b>
Return on plan assets	-	-	-
(Gain)/loss from experience changes	0.51	-	0.51
(Gain)/loss from change in demographic assumptions	-	-	-
(Gain)/loss from change in financial assumptions	0.12	-	0.12
<b>Total amount recognised in Other Comprehensive Income</b>	<b>0.63</b>	-	<b>0.63</b>
Employer contributions	-	-	-
Benefit payments	-	-	-
<b>Closing defined benefit obligation</b>	<b>4.85</b>	-	<b>4.85</b>



Swaraj Green Power and Fuel Limited  
Notes to Standalone financial statements for the year ended 31 March 2025  
(All amounts in INR millions, unless otherwise stated)

II Amounts Recognized in Other Comprehensive Income (OCI)

	Year ended 31 March 2025	Year ended 31 March 2024
a. Actuarial (Gain) / Loss due to Demographic Assumption changes in DBO		-
b. Actuarial (Gain) / Loss due to Financial Assumption changes in DBO	0.31	0.12
c. Actuarial (Gain) / Loss due to Experience on DBO	(0.53)	0.51
d. Return on Plan Assets (Greater) / Less than Discount rate	-	-
e. Changes in asset ceiling	-	-
<b>F. Total Actuarial (Gain)/Loss included in OCI</b>	<b>(0.22)</b>	<b>0.63</b>

III Total Expense Recognised in the Statement of Profit & Loss Account

	Year ended 31 March 2025	Year ended 31 March 2024
<b>Service cost</b>		
a- Current service cost	2.13	1.20
b. Past service cost	-	-
c. (Gain) / loss on settlements	-	-
<b>d. Total service cost</b>	<b>2.13</b>	<b>1.20</b>
<b>Net interest cost</b>		
a. Interest expense on DBO	0.34	0.20
b. Interest (income) on plan assets	-	-
c. Interest expense on effect of (asset ceiling)	-	-
<b>e. Total net interest cost</b>	<b>0.34</b>	<b>0.20</b>
Immediate Recognition of (Gains)/ Losses - Other Long Term Benefits	-	-
Other expenses/ adjustments	-	-
<b>Defined benefit cost included in P&amp;L</b>	<b>2.47</b>	<b>1.40</b>

IV The net liability disclosed above relates to unfunded plans as follows :

	As at 31 March 2025	As at 31 March 2024
Defined Benefit Obligation	7.11	4.85
Fair value of Plan Assets	-	-
<b>(Surplus) / Deficit</b>	<b>7.11</b>	<b>4.85</b>
Effect of Asset Ceiling	-	-
<b>Net Defined Benefit Liability / (Asset)</b>	<b>7.11</b>	<b>4.85</b>

V Reconciliation of Amounts in Balance Sheet

	As at 31 March 2025	As at 31 March 2024
Net defined benefit liability (asset) at prior year end	4.86	2.82
Defined benefit cost included in P&L	2.47	1.40
Total Amounts included in OCI	(0.22)	0.63
Other significant events	-	-
<b>Net defined benefit liability (asset) - end of period</b>	<b>7.11</b>	<b>4.86</b>

VI Reconciliation of Statement of Other Comprehensive Income

	Year ended 31 March 2025	Year ended 31 March 2024
Cumulative OCI - (Income)/Expense, Beginning of Period	0.07	(0.56)
Total remeasurements included in OCI	(0.22)	0.63
<b>Cumulative OCI - (Income)/Expense, End of Period</b>	<b>(0.15)</b>	<b>0.07</b>



Swaraj Green Power and Fuel Limited  
Notes to Standalone financial statements for the year ended 31 March 2025  
(All amounts in INR millions, unless otherwise stated)

**VII Significant estimates**

The significant actuarial assumptions were as follows :

	As at 31 March 2025	As at 31 March 2024
Discount rate	6.76%	7.21%
Salary growth rate	10.00% first 2 years; 8.00% thereafter	10.00% first 2 years; 8.00% thereafter
Withdrawal rate	7.00%	7.00%
Mortality rate	IALM (2012-14) Ultimate	IALM (2012-14) Ultimate
Retirement Age	58 Years	58 Years

**Notes on Actuarial Assumptions**

**a. Discount Rate**

The discount rate used is determined by reference to the market yields at the balance sheet date on the government bonds in accordance with paragraph 83 of the IND AS 19.

**b. Salary Escalation rate**

The estimates of Future salary increases takes into account regular increases, price inflation, promotional increases and other relevant factors if applicable.

**c. Mortality**

This assumption is based on the standard published mortality table (Table of Sample Mortality Rate from Indian Assured Lives Mortality 2012-14).

**d. Rate of Return on Plan Assets**

This assumption is required only in case of funded plans. The scheme is unfunded and the Defined Benefit Obligation is recognised through a reserve in the Accounts of the Company.

**VIII Sensitivity of actuarial assumptions**

The sensitivity of defined obligation to changes in the weighted principal assumptions is:

Assumption	Impact on defined benefit obligation	
	As at 31 March 2025	As at 31 March 2024
<b>Discount rate</b>		
1% decrease (Rs.)	7.89	5.40
1% decrease (%)	10.99%	11.19%
1% increase (Rs.)	6.45	4.40
1% increase (%)	(9.33%)	(9.48%)
<b>Salary growth rate</b>		
1% decrease (Rs.)	6.42	4.38
1% decrease (%)	(9.70%)	(9.88%)
1% increase (Rs.)	7.91	5.42
1% increase (%)	11.22%	11.46%

Sensitivity analysis for each significant actuarial assumptions namely Discount rate and Salary assumptions have been shown in the table above at the end of the reporting period, showing how the defined benefit obligation would have been affected by the changes. The Mortality and Attrition does not have a significant impact on the Liability, hence are not considered a significant actuarial assumption for the purpose of Sensitivity analysis. The method used to calculate the liability in these scenarios is by keeping all the other parameters and the data same as in the base liability calculation except the parameters to be stressed. The methods and types of assumptions used in preparing the sensitivity analysis did not change compared to the prior period.



**IX Maturity Profile of Defined Benefit Obligation**

Expected Future Cashflows		
	As at 31 March 2025	As at 31 March 2024
Year 1	0.51	0.32
Year 2	0.37	0.19
Year 3	0.42	0.32
Year 4	0.53	0.37
Year 5	0.72	0.40
Years 6 to 10	2.81	2.06
Above 10 Years	11.25	8.72
Average Expected Future Working life (Years)	10.52	10.69

**X Risk exposure**

**1 Market Risk (Interest Rate)**

Market risk is a collective term for risks that are related to the changes and fluctuations of the financial markets. The discount rate reflects the time value of money. An increase in discount rate leads to decrease in Defined Benefit Obligation of the plan benefits & vice versa. This assumption depends on the yields on the corporate/government bonds and hence the valuation of liability is exposed to fluctuations in the yields as at the valuation date.

**2 Investment Risk**

For funded plans that rely on insurers for managing the assets, the value of assets certified by the insurer may not be the fair value of instruments backing the liability. In such cases, the present value of the assets is independent of the future discount rate. This can result in wide fluctuations in the net liability or the funded status if there are significant changes in the discount rate during the inter-valuation period.

**3 Longevity Risk**

The impact of longevity risk will depend on whether the benefits are paid before retirement age or after. Typically for the benefits paid on or before the retirement age, the longevity risk is not very material.

**4 Actuarial Risk**

**Salary Increase Assumption**

Actual Salary increase that are higher than the assumed salary escalation, will result in increase to the Obligation at a rate that is higher than expected.

**Attrition/Withdrawal Assumption**

If actual withdrawal rates are higher than assumed withdrawal rates, the benefits will be paid earlier than expected. Similarly if the actual withdrawal rates are lower than assumed, the benefits will be paid later than expected. The impact of this will depend on the demography of the company and the financials assumptions.

**5 Regulatory Risk**

Any Changes to the current Regulations by the Government, will increase (in most cases) or Decrease the obligation which is not anticipated. Sometimes, the increase is many fold which will impact the financials quite significantly.



Swaraj Green Power and Fuel Limited  
Notes to Standalone financial statements for the year ended 31 March 2025  
(All amounts in INR millions, unless otherwise stated)

35 Fair value measurements

	Carrying Amounts as at 31 March 2025				
	Notes	FVOCI	FVTPL	ACM	Total
<i>Financial assets measured at Fair Value</i>					
<i>Financial assets not measured at Fair Value</i>					
(i) Investments*	5	-	-	1.20	1.20
(ii) Other financial assets (non-current)	6 (a)	-	-	23.57	23.57
(iii) Trade receivables	9	-	-	720.73	720.73
(iv) Cash and cash equivalents	10	-	-	11.43	11.43
(v) Loans	11	-	-	90.02	90.02
(vi) Other financial assets (current)	6 (b)	-	-	772.96	772.96
<b>Total financial assets</b>		-	-	<b>1,619.91</b>	<b>1,619.91</b>
<i>Financial liabilities not measured at Fair Value</i>					
(i) Non-current Borrowings	13 (a)	-	-	4,350.34	4,350.34
(ii) Non-current financial liabilities	18 (a)	-	-	81.72	81.72
(iii) Lease Liability	13 (b)	-	-	-	-
(iv) Current Borrowings	14	-	-	4,544.06	4,544.06
(v) Trade payables	17	-	-	604.05	604.05
(vi) Other Current financial liabilities	18 (b)	-	-	25.67	25.67
<b>Total financial liabilities</b>		-	-	<b>9,605.84</b>	<b>9,605.84</b>
	Carrying Amounts as at 31 March 2024 (Restated)				
	Notes	FVOCI	FVTPL	ACM	Total
<i>Financial assets measured at Fair Value</i>					
<i>Financial assets not measured at Fair Value</i>					
(i) Investments*	5	-	-	2.20	2.20
(ii) Other financial assets (non-current)	6 (a)	-	-	19.16	19.16
(iii) Trade receivables	9	-	-	625.08	625.08
(iv) Cash and cash equivalents	10	-	-	121.47	121.47
(v) Loans	11	-	-	-	-
(v) Other financial assets (current)	6 (b)	-	-	591.51	591.51
<b>Total financial assets</b>		-	-	<b>1,359.42</b>	<b>1,359.41</b>
<i>Financial liabilities not measured at Fair Value</i>					
(i) Non-current Borrowings	13 (a)	-	-	4,820.58	4,820.58
(ii) Non-current financial liabilities	18 (a)	-	-	114.09	114.09
(iii) Lease Liability	13 (b)	-	-	9.85	9.85
(iv) Current Borrowings	14	-	-	4,169.21	4,169.21
(v) Trade payables	17	-	-	409.06	409.06
(vi) Other Current financial liabilities	18 (b)	-	-	21.03	21.03
<b>Total financial liabilities</b>		-	-	<b>9,543.82</b>	<b>9,543.82</b>

\*The company has classified all the current investments under amortised cost method as they do not meet Solely for Payment of Principal and Interest (SPPI) test.



**Swaraj Green Power and Fuel Limited**

**Notes to Standalone financial statements for the year ended 31 March 2025**

(All amounts in INR millions, unless otherwise stated)

**Level 1:** The fair value of financial instruments traded in active markets (such as publicly traded derivatives and equity securities) is based on quoted market prices at the end of the reporting period. The quoted market price used for financial assets held by the Company is the current bid price. These instruments are included in level 1.

**Level 2:** The fair value of financial instruments that are not traded in an active market (for example, traded bonds, over-the-counter derivatives) is determined using valuation techniques which maximise the use of observable market data and rely as little as possible on entity-specific estimates. If all significant inputs required to fair value an instrument are observable, the instrument is included in level 2.

**Level 3:** If one or more of the significant inputs is not based on observable market data, the instrument is included in level 3. This is the case for unlisted equity securities, contingent consideration and indemnification asset included in level 3.

Cash and cash equivalents, other bank balances, trade receivables, other current financial assets, trade payables, current borrowings and other current financial liabilities approximate their carrying amounts largely due to the short-term maturities of these instruments. The fair value of the financial assets and liabilities is the amount at which the instrument could be exchanged in a current transaction between willing parties, other than in a forced or liquidation sale.

The methods and assumptions were used to estimate the fair values of the long term borrowings are determined by using discounted cash flow method using the appropriate discount rate. The discount rate is determined using other similar instruments incorporating the risk associated.



**Swaraj Green Power and Fuel Limited**

Notes to Standalone financial statements for the year ended 31 March 2025

(All amounts in INR millions, unless otherwise stated)

**36 Related Party Disclosure**

**A. List of Related Parties**

**(a) Person or close member having control or joint control over the company**

Ranjeetsingh Hindurao Naik Nimbalkar  
Jijamala Ranjeetsingh Naik Nimbalkar  
Indiraraje Ranjeetsingh Naik Nimbalkar  
Tararaje Ranjeetsingh Naik Nimbalkar

**(b) Member of the Key Management Personnel of the company**

**Name**  
Ashok Kumar Goyal  
Usha Shashikant Ghadage  
Jaykumar Arvind Shinde  
Gurudas Kamalakar Chorage  
Deepti Vijaysinh Kadam  
Uday Rajaram Patil  
Anjali Mihir Bodas  
Ashish Deviprasad Dubey (From 12 Aug 2022 to 24 May 2023)  
Vishwas Jaywantrao Bhosale (From 09 Oct 2021 to 30 Sep 2023)  
Vinay Thakur (From 30 Jul 2010 to 17 Oct 2024)  
Paya: Roshan Rathi (From 08 Feb 2022 to 24 Aug 2024)  
Krishna Bhaurao Narwade (From 05 Sep 2023 to 24 May 2024)

**(c) Entity controlled by person identified in (a) or (b) above**

Swaraj Green Hydrogen & Research Institute Private Limited  
Godsland Farmfresh Private Limited  
Prarambha Mutual Benefit Nidhi Limited  
G.K Chorage & Company (Proprietorship)

**B. Disclosure of transactions/balances with related parties:**

**(a) Purchase of Raw Material (Sugar Cane)**

	Year ended 31 March 2025	Year ended 31 March 2024
Ranjeetsingh Hindurao Naik Nimbalkar	23.71	26.23
Jijamala Ranjeetsingh Naik Nimbalkar	5.12	5.19
	28.83	31.42

**(b) Purchase of Fixed Assets (Land & Building)**

	Year ended 31 March 2025	Year ended 31 March 2024
Ranjeetsingh Hindurao Naik Nimbalkar	-	295.34
Jijamala Ranjeetsingh Naik Nimbalkar	-	310.61
Tararaje Ranjeetsingh Naik Nimbalkar	-	144.05
	-	750.00



**Swaraj Green Power and Fuel Limited**

Notes to Standalone financial statements for the year ended 31 March 2025

(All amounts in INR millions, unless otherwise stated)

**(c) Sale of Fertilizer**

	Year ended 31 March 2025	Year ended 31 March 2024
Ranjeetsingh Hindurao Naik Nimbalkar	0.57	0.85
Jijamala Ranjeetsingh Naik Nimbalkar	0.42	0.48
	<b>0.99</b>	<b>1.33</b>

**(d) Reimbursement of expenses**

	Year ended 31 March 2025	Year ended 31 March 2024
Ashok Kumar Goyal	2.72	0.11
Godsland Farmfresh Private Limited (Refer note 3 below)	0.59	-
	<b>3.31</b>	<b>0.11</b>

**(e) Sale of Investments**

	Year ended 31 March 2025	Year ended 31 March 2024
Ranjeetsingh Hindurao Naik Nimbalkar	0.41	-
Jijamala Ranjeetsingh Naik Nimbalkar	0.41	-
Indiraraje Ranjeetsingh Naik Nimbalkar	0.09	-
Tararaje Ranjeetsingh Naik Nimbalkar	0.09	-
	<b>1.00</b>	<b>-</b>

**(f) Salary**

	Year ended 31 March 2025	Year ended 31 March 2024
Ashok Kumar Goyal	4.03	3.52
Usha Shashikant Ghadage	0.75	0.47
Uday Rajaram Patil	2.02	-
Anjali Mihir Bodas	0.93	0.79
Vinay Thakur	2.06	1.83
Ashish Deviprasad Dubey	-	0.58
	<b>9.79</b>	<b>7.19</b>

**Note:**

Key Managerial Personnel who are under the employment of the Company are entitled to post employment benefits and other long term employee benefits recognised as per Ind AS 19 - 'Employee Benefits' in the financial statements. As these employee benefits are lump sum amounts provided on the basis of actuarial valuation, the same is not included above.



**Swaraj Green Power and Fuel Limited**

Notes to Standalone financial statements for the year ended 31 March 2025

(All amounts in INR millions, unless otherwise stated)

(g) **Sitting Fees**

	Year ended 31 March 2025	Year ended 31 March 2024
Jaykumar Arvind Shinde	0.12	-
Gurudas Kamalakar Chorage	0.11	-
Deepti Vijaysinh Kadam	0.05	-
Krishna Bhaurao Narwade	0.04	-
Payal Roshan Rathi	0.03	-
	<b>0.35</b>	<b>-</b>

**C. Balances with related parties**

	As at 31 March 2025	As at 31 March 2024
Ranjeetsingh Hindurao Naik Nimbalkar	(23.14)	0.49
Jijamala Ranjeetsingh Naik Nimbalkar	(4.70)	(10.27)
Tararaje Ranjeetsingh Naik Nimbalkar	(1.44)	(130.25)
Viray Thakur	-	0.26
Ashok Kumar Goyal	(0.52)	(0.39)
Usha Shashikant Ghadage	(0.03)	(0.04)
Anjali Mihir Bodas	(0.07)	(0.06)
Uday Rajaram Patil	(0.26)	-
Ashish Deviprasad Dubey	-	-
Jaykumar Arvind Shinde	(0.12)	-
Gurudas Kamalakar Chorage	(0.11)	-
Deepti Vijaysinh Kadam	(0.05)	-
Krishna Bhaurao Narwade	(0.04)	-
Payal Roshan Rathi	(0.03)	-
Godsland Farmfresh Private Limited (Refer Note 3 below)	1.22	1.63
<b>Total</b>	<b>(29.29)</b>	<b>(138.63)</b>

**Note**

1. The Company has obtained personal guarantees from Mr. Ranjeetsingh Hindurao Naik Nimbalkar (Promoter) at second charge, towards term loan and working capital limits extended by banks.

2. The Company has made a provision for dividend payable to the preference shareholders, (i.e. Mr. Ranjeetsingh Hindurao Naik Nimbalkar and Mrs. Jijamala Ranjeetsingh Naik Nimbalkar) but the balance of the same has not been added to their accounts, instead, included in the corresponding financial liability as per IND AS

3. The balance receivable from Godsland Farmfresh Private Limited (GFPL) is inclusive of ₹ 0.63 million which was provided as advance in the nature of loan when GFPL was a subsidiary. Apart from this GFPL was also provided ₹ 0.59 million during the year for reimbursement of expenses



**Swaraj Green Power and Fuel Limited**

Notes to Standalone financial statements for the year ended 31 March 2025

(All amounts in INR millions, unless otherwise stated)

**37 Contingencies and commitments**

**Contingent liabilities**

	As at 31 March 2025	As at 31 March 2024
<b>A. Guarantees</b> The Company has issued guarantees towards various parties. This exposes the Company to a potential contingent liability.	870.00	737.40
<b>B. Claims against the company not acknowledged as debt</b> The Company is in dispute with M/s. Walchandnagar Industries Ltd which is pending before NCLT. The estimated claim by Walchandnagar Industries Ltd is mentioned besides.	40.68	40.68
Apart from the above Company is in dispute with some other vendors as well which is pending before the respective judicial bodies. The estimated claim is mentioned besides	5.52	5.52
<b>C. Claims of Tax authorities against the company under dispute</b> Order passed against the company after GST audit carried on by department for FY 2019-20, the company is preparing for filing an appeal under amnesty scheme.	13.65	-
<b>Total</b>	<b>929.85</b>	<b>783.60</b>

**38 Earnings/ (loss) per share**

	Year ended 31 March 2025	Year ended 31 March 2024 (Restated)
<b>Basic and diluted earnings/ (loss) per share</b>		
a) Profit/ (loss) attributable to the equity holders of the company	198.05	204.11
b) Weighted average number of equity shares outstanding (Nos.)	5,05,80,564	5,05,80,564
c) Earnings/ (loss) per share		
- Basic	3.92	4.04
- Diluted	3.92	4.04



**Swaraj Green Power and Fuel Limited**

**Notes to Standalone financial statements for the year ended 31 March 2025**

(All amounts in INR millions, unless otherwise stated)

**39 Dues to micro and small enterprises**

Micro, Small, Medium Enterprises have been identified by the Company on the basis of the information available. Total outstanding dues of Micro, Small, Medium Enterprises, which are outstanding for more than the stipulated period are given below.

Dues to Micro, Small and Medium Enterprises (MSMEs)	As at 31 March 2025	As at 31 March 2024
Dues remaining unpaid:		
Principal	84.68	19.46
Interest	6.65	0.10
Interest paid in terms of Section 16 of the Micro, Small and Medium Enterprises Development Act, 2006 (hereinafter referred to as "the Act") along with the amount of payment made to the supplier beyond the appointed day during the year		
- Principal paid beyond the appointed date	-	-
- Interest paid in terms of Section 16 of the Act	-	-
Amount of interest due and payable for the year of delay on payments made beyond the appointed day during the year	6.55	0.10
Further interest due and payable even in the succeeding years, until such date when the interest due as above are actually paid to the small enterprises	0.10	-
Amount of interest accrued and remaining unpaid	6.65	0.10



Swaraj Green Power and Fuel Limited

Notes to Standalone financial statements for the year ended 31 March 2025

(All amounts in INR millions, unless otherwise stated)

40 Capital Management

Risk management

The Company's objectives when managing capital are to:

- safeguard their ability to continue as a going concern, so that they can continue to provide returns for shareholders and benefits for other stakeholders, and
- maintain an optimal capital structure to reduce the cost of capital.

For the purpose of the Company's capital management, the Company may return capital to shareholders, issue new shares or sell assets to reduce debt. The primary objective of the Company's capital management is to maximise the shareholder's value. The Company manages its capital structure and makes adjustments in light of changes in economic conditions.

	As at 31 March 2025	As at 31 March 2024 (Restated)
Total non-current borrowings	4,350.34	4,820.58
Total current maturity of long term borrowings	1,010.55	959.66
Total current borrowings	3,533.51	3,209.55
Total cash and cash equivalents	11.43	121.47
Net debt	8,882.97	8,868.32
Total equity	2,346.70	2,148.49
Net debt to equity ratio	3.79	4.13

41 Segment reporting

Operating segments are reported in a manner consistent with the internal reporting provided to the chief operating decision maker. The board of directors have been identified as the chief operating decision maker. The Company operates in three segment i.e. Sugar, Distillery and Co-generation of electricity.

Revenue by products

Year ended 31 March 2025

PARTICULARS	SUGAR DIVISION	SUGAR TRADING DIVISION	COGENERATION DIVISION	ETHANOL DIVISION	UNALLOCABLE	TOTAL
	31-03-2025	31-03-2025	31-03-2025	31-03-2025	31-03-2025	31-03-2025
Revenue						
- External	1,438.34	2,187.92	93.57	3,032.87	-	6,752.70
- Internal	-	-	-	-	-	-
Total Revenue	1,438.34	2,187.92	93.57	3,032.87	-	6,752.70
Operating Income	1,438.34	2,187.92	93.57	3,032.87	-	6,752.70
Add : Other Income	60.23	-	0.16	241.45	-	301.84
Gross Segment Result	1,498.57	2,187.92	93.73	3,274.32	-	7,054.54
Less : Allocable Expenses	1,443.07	2,186.06	37.75	3,077.19	18.78	6,762.85
Net Segment Result	55.50	1.86	55.98	197.13	(18.78)	291.69
Profit Before Tax	55.50	1.86	55.98	197.13	(18.78)	291.69
Other Information						
Segment Assets	1,457.41	215.77	429.28	2,739.27	7,775.14	12,616.87
Segment Liabilities	2,127.53	212.10	0.10	2,480.20	5,450.24	10,270.17

Year ended 31 March 2024 (Restated)

PARTICULARS	SUGAR DIVISION	SUGAR TRADING DIVISION	COGENERATION DIVISION	ETHANOL DIVISION	UNALLOCABLE	TOTAL
	31-03-2024	31-03-2024	31-03-2024	31-03-2024	31-03-2024	31-03-2024
Revenue						
- External	1,924.89	3,322.96	170.98	2,122.56	-	7,541.39
- Internal	-	-	-	-	-	-
Total Revenue	1,924.89	3,322.96	170.98	2,122.56	-	7,541.39
Operating Income	1,924.89	3,322.96	170.98	2,122.56	-	7,541.39
Add : Other Income	50.41	-	4.48	55.59	149.17	259.65
Gross Segment Result	1,975.30	3,322.96	175.46	2,178.15	149.17	7,801.04
Less : Allocable Expenses	1,170.52	3,320.42	75.39	906.41	2,038.32	7,511.06
Net Segment Result	804.78	2.54	100.07	1,271.74	(1,889.15)	289.98
Profit Before Tax	804.78	2.54	100.07	1,271.74	(1,889.15)	289.98
Other Information						
Segment Assets	2,014.29	25.55	500.19	3,106.28	6,703.31	12,349.62
Segment Liabilities	1,953.48	0.01	0.10	2,817.38	5,430.17	10,201.14

Information about location of non current assets

The total of non-current assets (other than financial instruments, deferred tax assets and income tax assets) are located in the Company's country of domicile i.e. in India.



**42 Financial risk management**

The Company's activities exposes it to market risk, liquidity risk and credit risk. The Company's risk management is carried out by a central treasury department under policies approved by the board of directors. The board provides written principles for overall risk management, as well as policies covering specific areas such as interest rate risk, credit risk, use of derivative financial instruments and non-derivative financial instruments, and investment of excess liquidity.

**(A) Credit risk**

Credit risk is the risk that a counterparty fails to discharge an obligation to the company. The Company is exposed to this risk for various financial instruments, for example by granting advances, receivables to customers, placing deposits, etc. The Company's maximum exposure to credit risk is limited to the carrying amount of following types of financial assets.

- cash and cash equivalents,
- trade receivables,
- advances and receivables measured at amortised cost, and
- deposits with banks

**(i) Credit risk management**

The Company assesses and manages credit risk based on internal credit rating system, continuously monitoring defaults of customers and other counterparties, identified either individually or by the company, and incorporates this information into its credit risk controls. Internal credit rating is performed for each class of financial instruments with different characteristics. The Company assigns the following credit ratings to each class of financial assets based on the assumptions, inputs and factors specific to the class of financial assets.

- A: Low
- B: Medium
- C: High

Credit rating	Particulars	As at 31 March 2025	As at 31 March 2024
A: Low	Cash and cash equivalents	11.43	121.47
	Trade receivables (Considered good)	720.73	625.08
	Other financial assets	796.53	610.66
	Loans	90.02	-
C: High*	Trade receivables*	2.66	2.66

\*Note - The provision for the outstanding amount has already been provided for in the books (Refer Note 9)

**Cash and cash equivalents and bank deposits**

Credit risk related to cash and cash equivalents and bank deposits is managed by only accepting highly rated banks and diversifying bank deposits and accounts in different banks across the country.

**Loans**

All of the entity's loans advances are considered to have low credit risk. Management considers instruments to be low credit risk when they have a low risk of default and the issuer has a capacity to meet its contractual cash flow obligations in the near term.

**Trade receivables**

The Company closely monitors the credit-worthiness of the debtors through internal systems that are configured to define credit limits of customers, thereby, limiting the credit risk to pre-calculated amounts. The Company assesses increase in credit risk on an ongoing basis for amounts receivable that become past due and default is considered to have occurred when amounts receivable become six months past due.

**Other financial assets measured at amortised cost**

Other financial assets measured at amortised cost includes loans and advances to employees, security deposits and others. The credit risk related to these other financial assets is managed by monitoring the recoverability of such amounts continuously, while at the same time internal control system in place ensure the amounts are within defined limits.



**Swaraj Green Power and Fuel Limited**

**Notes to Standalone financial statements for the year ended 31 March 2025**

(All amounts in INR millions, unless otherwise stated)

*ii) Expected credit losses*

The Company provides for expected credit losses based on the following:

The company recognizes lifetime expected credit losses on trade receivables using a simplified approach, wherein the company has defined percentage of provision by analysing the ageing of the trade receivables based on the criteria defined above. And such provision percentage determined have been considered to recognise life time expected credit losses on trade receivables.

Particulars	As at 31 March 2025		As at 31 March 2024	
	>365 days	0 - 365 Days	>365 days	0 - 365 Days
Gross amount of trade receivables	60.56	662.83	61.87	565.88
Expected loss rate (in %)	4%	-	4%	-
Expected credit loss (loss allowance provision)	2.66	-	2.66	-

**(B) Liquidity risk**

Prudent liquidity risk management implies maintaining sufficient cash and marketable securities and the availability of funding through an adequate amount of committed credit facilities to meet obligations when due. Due to the nature of the business, the Company maintains flexibility in funding by maintaining availability under committed facilities.

The management monitors rolling forecasts of the Company's liquidity position and cash and cash equivalents on the basis of expected cash flows. The Company takes into account the liquidity of the market in which the entity operates. In addition, the Company's liquidity management policy involves projecting cash flows in major currencies and considering the level of liquid assets necessary to meet these, monitoring balance sheet liquidity ratios against internal and external regulatory requirements and maintaining debt financing plans.

*(i) Financing arrangements*

The Company has access to various borrowing facilities at the end of the reporting year.

*(ii) Maturities of financial liabilities*

The tables below analyse the Company's financial liabilities into relevant maturity group based on their contractual maturities:

As at 31 March 2025

	Less than 1 year	1 year - 2 years	2 Years - 3 Years	More than 3 years	Total
Borrowings	-	159.19	66.20	2,392.51	2,617.90
Other Long Term Borrowings	-	870.00	-	-	870.00
Working Capital Loans	3,490.13	-	-	-	3,490.13
Short Term Borrowings	43.38	-	-	-	43.38
Current maturities of long-term debt	1,010.55	-	-	-	1,010.55
Lease Liability	-	-	-	-	-
Trade payables	604.05	-	-	-	604.05
Other financial liabilities	25.67	81.72	-	-	107.39
<b>Total</b>	<b>5,173.78</b>	<b>1,110.91</b>	<b>66.20</b>	<b>2,392.51</b>	<b>8,743.40</b>

As at 31 March 2024(Restated)

	Less than 1 year	1 year - 2 years	2 Years - 3 Years	More than 3 years	Total
Borrowings	-	961.68	882.48	1,388.82	3,232.98
Other Long Term Borrowings	-	737.40	-	-	737.40
Working Capital Loans	3,141.41	-	-	-	3,141.41
Short Term Borrowings	68.14	-	-	-	68.14
Current maturities of long-term debt	959.66	-	-	-	959.66
Lease Liability	1.77	2.15	2.58	3.34	9.84
Trade payables	409.06	-	-	-	409.06
Other financial liabilities	21.03	114.09	-	-	135.12
<b>Total</b>	<b>4,601.07</b>	<b>1,815.32</b>	<b>885.06</b>	<b>1,392.16</b>	<b>8,693.61</b>



**Swaraj Green Power and Fuel Limited**

**Notes to Standalone financial statements for the year ended 31 March 2025**

(All amounts in INR millions, unless otherwise stated)

**(C) Market risk**

**(a) Cash flow and fair value interest rate risk**

**i) Liability**

The Company's policy is to minimise interest rate cash flow risk exposures on long-term financing. As at 31 March 2025, the Company is exposed to changes in market interest rates through bank borrowings at variable interest rates. The Company's investments in fixed deposits pay fixed interest rates.

The exposure of the Company's borrowing to interest rate changes at the end of the reporting period are as follows:

	As at 31 March 2025	As at 31 March 2024
Variable rate borrowings	7,937.00	8,177.38
Fixed rate borrowing	87.39	75.01
<b>Total borrowings</b>	<b>8,024.39</b>	<b>8,252.39</b>

**Note** - The above balance does not include H&T Deposits

Any movement in the interest rate will not have material impact on profit/loss before tax.

**Sensitivity**

Below is the sensitivity of profit or loss and equity changes in interest rates.

	As at 31 March 2025	As at 31 March 2024
Interest rates - increase by 50 bp basis points	(39.69)	(40.85)
Interest rates - decrease by 50 bp basis points	39.69	40.89

\* Holding all other variables constant

**ii) Assets**

The Company's fixed deposits are carried at amortised cost and are fixed rate deposits. They are therefore not subject to interest rate risk as defined in Ind AS 107, since neither the carrying amount nor the future cash flows will fluctuate because of a change in market interest rates.

**b) Price risk**

The Company does not have any significant investments in equity instruments which create an exposure to price risk.

**(D) Lien**

The values of the fixed deposits under lien aggregated to Rs. 22.4 million as at 31 March 2025 (year ended 31 March 2024: Rs. 15.8 million) which was placed with bank as security for exposure under borrowing contract.



**Swaraj Green Power and Fuel Limited**

Notes to Standalone financial statements for the year ended 31 March 2025

(All amounts in INR millions, unless otherwise stated)

**43 Restatement of financial statements**

In accordance with the principles of Ind AS 8, Accounting policies, Changes in Accounting Estimates and Errors and Para 40A of Ind AS 1, Presentation of Financial Statements, the management has retrospectively restated the previous year financial statements as at 31 March 2024 and has also presented a third balance sheet as at 1 April 2023, to rectify the classification errors as under:

**(i) Balance Sheet as at 31 March 2024**

Particulars	Notes	31 March 2024 (Published)	Adjustments	31 March 2024 (Restated)
<b>EQUITY AND LIABILITIES</b>				
<b>Equity</b>				
Other equity	(a) & (b)	1,692.90	(50.21)	1,642.69
<b>LIABILITIES</b>				
<b>I. Non-current liabilities</b>				
Financial liabilities				
(i) Borrowings	(a) & (b)*	4,770.37	50.21	4,820.58

**(ii) Balance Sheet as at 01 April 2023**

Particulars	Notes	01 April 2023 (Published)	Adjustments	01 April 2023 (Restated)
<b>EQUITY AND LIABILITIES</b>				
<b>Equity</b>				
Other equity	(a) & (b)	1,477.07	(38.05)	1,439.02
<b>LIABILITIES</b>				
<b>I. Non-current liabilities</b>				
Financial liabilities				
(i) Borrowings	(a) & (b)*	4,348.97	38.05	4,387.02

\* There are changes in published figure stated above in borrowings and those presented in last year's financials because of re-grouping of borrowings.

**(iii) Statement of profit and loss for the year ended 31 March 2024**

Particulars	Notes	31 March 2024 (Published)	Adjustments	31 March 2024 (Restated)
<b>Expenses</b>				
Finance cost	(a) & (b)	528.86	12.16	541.02



Swaraj Green Power and Fuel Limited

Notes to Standalone financial statements for the year ended 31 March 2025

(All amounts in INR millions, unless otherwise stated)

(iv) Restatement in the Earnings per Share

Particulars	Year ended 31 March 2024 (Published)	Year ended 31 March 2024 (Restated)
Earnings per equity share ("EPES") Basic and Diluted EPES (in absolute terms)	4.28	4.04

(v) There is no change in cash flow statement for the year ended 31 March 2024 because of the above restatement

Notes

(a)

It was identified that dividends on cumulative preference shares were not appropriately accrued and cumulated in the prior period's financial statements. According to the terms of these shares, unpaid dividends cumulate and are payable in future. This error resulted in an understatement of financial liabilities and an overstatement of retained earnings in the prior period and the corresponding opening balance sheet. Because of this error the financial liabilities were understated by ₹ 37.28 millions up to FY 2023-24 (₹ 32.02 millions up to 01 April 2023). The comparative figures for the prior period in the financial statements have been retrospectively adjusted to reflect the corrections of these errors. The Company has elected to present a third balance sheet as at the beginning of the preceding period i.e., as at Beginning of Prior Period, April 1, 2023 due to the material impact of these restatements on the financial position. Because of the same the Finance Cost for the FY 2023-24 increased by ₹ 5.26 millions (₹5.26 millions for FY 2022-23)

(b) It was also identified that non-cumulative preference shares were not initially recognized at their present value in the prior period, as required by Ind AS 109. This error primarily impacted the initial measurement of these shares. This error resulted in an understatement of financial liabilities and an overstatement of retained earnings in the prior period and the corresponding opening balance sheet. Because of this error the financial liabilities were understated and Retained Earnings were overstated by ₹ 12.92 millions up to FY 2023-24 (₹ 6.02 millions up to 01 April 2023). The comparative figures for the prior period in the financial statements have been retrospectively adjusted to reflect the corrections of these errors. The Company has elected to present a third balance sheet as at the beginning of the preceding period i.e., as at Beginning of Prior Period, April 1, 2023 due to the material impact of these restatements on the financial position. Because of the same the Finance Cost for the FY 2023-24 increased by ₹6.90 millions (₹5.98 millions for FY 2022-23)



**Swaraj Green Power and Fuel Limited**

Notes to Standalone financial statements for the year ended 31 March 2025

(All amounts in INR millions, unless otherwise stated)

**44 Ratios**

The following are analytical ratios for the Year ended 31 March 2025

Ratio	Numerator	Denominator	As at 31 March 2025	As at 31 March 2024	Variance	Reasons for Variance
Current Ratio	Current assets	Current liabilities	1.12	1.12	(0.06%)	N.A.
Debt - Equity Ratio	Total Debt	Shareholder's Equity	3.79	4.18	(9.42%)	N.A.
Debt Service Coverage Ratio	Earnings available for debt service <sup>(i)</sup>	Debt Service <sup>(ii)</sup>	2.46	2.57	(4.17%)	N.A.
Return on Equity (ROE)	Net Profits after taxes - Preference Dividend	Average Shareholder's Equity	12.74%	13.91%	(8.40%)	N.A.
Inventory Turnover Ratio	Revenue from Operations	Average Inventory	1.75	2.16	(18.59%)	N.A.
Trade receivables turnover ratio	Revenue from Operations	Average Trade Receivable	10.04	12.44	(19.33%)	N.A.
Trade payables turnover ratio	Purchases of Material and Purchases of Stock in Trade	Average Trade Payables	9.84	19.62	(49.84%)	Change in ratio is due to lower trading turnover
Net capital turnover ratio	Revenue from operations	Working Capital <sup>(iii)</sup>	10.00	12.33	(18.91%)	N.A.
Net profit ratio	Net Profit after taxes	Revenue from operations	0.03	0.03	8.36%	N.A.
Return on capital employed (ROCE)	Earning before interest and taxes	Capital Employed <sup>(iv)</sup>	9.10%	7.32%	24.41%	N.A.
Return on Investment (ROI)	Interest (Finance Income)	Average investment	5.80%	5.72%	1.30%	N.A.

**Note:**

- (i) Net Profit after taxes + Non-cash operating expenses + interest + other adjustments like (gain) on sale of Fixed assets etc (i.e., EBITDA).
- (ii) Interest, Lease payments + Principal Repayments
- (iii) Current assets - Current liabilities
- (iv) Tangible Net Worth + Total Debt + Deferred Tax Liability



**Swaraj Green Power and Fuel Limited**

Notes to Standalone financial statements for the year ended 31 March 2025

(All amounts in INR millions, unless otherwise stated)

**45 Additional regulatory information required by Schedule III**

- (i) Details of benami property held  
No proceedings have been initiated on or are pending against the company for holding benami property under the Benami Transactions (Prohibition) Act, 1988 (45 of 1988) and Rules made thereunder.
- (ii) Borrowing secured against current assets  
The Company has been sanctioned working capital limits in excess of Rs 5 crore by bank on the basis of security of current assets during the year. Pursuant to the terms of the sanction letter, the Company is required to file quarterly return or statement with such banks or financial institutions till the time the said limit remains unutilised.

**A Security of current assets against borrowings**

The Company has borrowings of Rs. 3,533.51 Millions as at March 25, from banks or financial institutions on the basis of security of current assets.

Quarter	Name of bank	Particulars of Securities Provided	Amount as per books of account	Amount as reported in the quarterly return/ statement	Amount of difference	Reason for material discrepancies *
Jun-24	Central Bank of India & Union Bank of India	Current Assets	5,461.89	5,433.20	28.69	Refer below note
Sep-24	Central Bank of India & Union Bank of India	Current Assets	4,901.80	4,898.80	3.00	
Dec-24	Central Bank of India & Union Bank of India	Current Assets	5,904.14	5,788.70	115.44	
Mar-25	Central Bank of India & Union Bank of India	Current Assets	6,265.94	6,156.00	109.94	

\*Note The differences as stated above have arisen majorly due to the variation in the basis of valuation followed for inventory of sugar and the exclusion of certain current assets of the company in the statement filed with the bank. The sugar inventory for the purpose of the Statements have been valued as per the terms of sanction letter whereas, in the books of accounts, these have been valued as per the accounting policy followed in this respect by the Company.

- (iii) Wilful defaulter  
Company have not been declared wilful defaulter by any bank or financial institution or government or any government authority.
- (iv) Relationship with struck off companies

The following table summarises the transactions with the companies struck off under section 248 of the Companies Act, 2013 as at 31 March 2025:

Name of struck off Company	Nature of transactions with struck Off Company	Amount of transactions	Balance outstanding	Relationship with the Struck off company
*Moonstone Milktown Pvt Ltd.	Amount Advanced / Reimbursement of Expenses	-	0.40	External Party

\*Note - The provision for the outstanding amount has already been provided for in the books

The following table summarises the transactions with the companies struck off under section 248 of the Companies Act, 2013 as at 31 March 2024:

Name of struck off Company	Nature of transactions with struck Off Company	Amount of transactions	Balance outstanding	Relationship with the Struck off company
*Moonstone Milktown Pvt Ltd.	Amount Advanced / Reimbursement of Expenses	-	0.40	External Party

\*Note - The provision for the outstanding amount has already been provided for in the books

- (v) Compliance with number of layers of companies  
The company has complied with the number of layers prescribed under the Companies Act, 2013.
- (vi) Compliance with approved scheme(s) of arrangements  
The company has not entered into any scheme of arrangement which has an accounting impact on current or previous financial year.



**Swaraj Green Power and Fuel Limited**

Notes to Standalone financial statements for the year ended 31 March 2025

(All amounts in INR million, unless otherwise stated)

(vii) Utilisation of borrowed funds and share premium

The company has not advanced or loaned or invested funds to any other person(s) or entity(is), including foreign entities (Intermediaries) with the understanding that the Intermediary shall:

- a. directly or indirectly lend or invest in other persons or entities identified in any manner whatsoever by or on behalf of the company (Ultimate Beneficiaries) or
- b. provide any guarantee, security or the like to or on behalf of the ultimate beneficiaries

The company has not received any fund from any person(s) or entity(is), including foreign entities (Funding Party) with the understanding (whether recorded in writing or otherwise) that the company shall:

- a. directly or indirectly lend or invest in other persons or entities identified in any manner whatsoever by or on behalf of the Funding Party (Ultimate Beneficiaries) or
- b. provide any guarantee, security or the like on behalf of the ultimate beneficiaries

(viii) Undisclosed income

There is no income surrendered or disclosed during the current or previous year in the tax assessments under the Income Tax Act, 1961, that has not been recorded in the books of account.

(ix) Details of crypto currency or virtual currency

The company has not traded or invested in crypto currency or virtual currency during the current or previous year.

(x) Valuation of PPE, intangible asset and investment property

The company has not revalued its property, plant and equipment or intangible assets or both during the current or previous year.

(xi) Title deeds of immovable properties not held in name of the company

The title deeds of all the immovable properties (other than properties where the company is the lessee and the lease agreements are duly executed in favour of the lessee), as disclosed in note 3 (a) to the financial statements, are held in the name of the company.

(xii) Registration of charges or satisfaction with Registrar of Companies

There are no charges or satisfaction which are yet to be registered with the Registrar of Companies beyond the statutory period.

(xiii) Loans and advances in the nature of Loans and Advances granted to Promoters, Directors, KMPs and Related Parties.

i) Without specifying any terms or period of repayment.

Type of Borrower	Year ended 31 March 2025		Year ended 31 March 2024	
	Amount of loan or advance in the nature of loan outstanding	Percentage of total loans or advances in the nature of loans	Amount of loan or advance in the nature of loan outstanding	Percentage of total loans or advances in the nature of loans
Promoters	-	0%	-	0%
Directors	-	0%	-	0%
KMPs	-	0%	-	0%
Related Parties	0.63	0.69%	1.63	100.00%



Swaraj Green Power and Fuel Limited

Notes to Standalone financial statements for the year ended 31 March 2025

(All amounts in INR millions, unless otherwise stated)

46 An analysis of net debt and the movements in net debt as at 31 March 2025.

	As at 31 March 2025	As at 31 March 2024 (Restated)
Cash and cash equivalents	11.43	121.47
Non-current borrowings	(4,350.34)	(4,820.58)
Current borrowings	(4,544.06)	(4,169.21)
<b>Net debt</b>	<b>(8,882.97)</b>	<b>(8,868.32)</b>

	Cash and cash equivalents	Non-current borrowings	Current borrowings	Net cash and bank balance/ (net debt) as at 31 March 2025
Net cash and bank balance/ (net debt) as at 01 April 2024 (Restated)	121.47	(4,820.58)	(4,169.21)	(8,868.32)
Net cash flows (Including Interest)	(110.04)	470.24	(374.85)	(14.65)
Net cash and bank balance/ (net debt) as at 31 March 2025	11.43	(4,350.34)	(4,544.06)	(8,882.97)

	Cash and cash equivalents	Non-current borrowings	Current borrowings	Net cash and bank balance/ (net debt) as at 31 March 2024 (Restated)
Net cash and bank balance/ (net debt) as at 01 April 2023 (Restated)	28.91	(4,387.02)	(3,123.08)	(7,481.19)
Net cash flows (Including Interest)	92.56	(433.50)	(1,046.13)	(1,387.13)
Net cash and bank balance/ (net debt) as at 31 March 2024 (Restated)	121.47	(4,820.58)	(4,169.21)	(8,868.32)



**Swaraj Green Power and Fuel Limited**

**Notes to Standalone financial statements for the year ended 31 March 2025**

(All amounts in INR millions, unless otherwise stated)

**47 Government Grants**

**I Industrial Promotion Scheme**

The Company is eligible for benefits under the Package Scheme of Incentives 2019 ('the Scheme').

In terms of the Scheme and based on the Eligibility Certificate received, the above incentives are to be sanctioned and disbursed by the relevant authorities on confirmation of compliance with conditions prescribed in the Scheme. During the period, the Company has recognised income of Rs. 114 Millions (year ended 31 March 2024: Rs. 136 Million) on the basis of State Goods and Service Tax (SGST) for sales made in Maharashtra during the period. The income related to grant has been presented under 'Other income' under Standalone Statement of profit and loss.

**II Switchyard Subsidy Claim Receivable**

There are various subsidy programs that encourage investment in renewable energy projects, like solar, wind farms and Co-generation. These projects might require construction of substations and switchyards as part of the infrastructure. The subsidy is provided specifically for the switchyard component.

The Company has applied for the refund of evacuation Expenditure to Wind energy projects. & Reimbursement claim for 220 KV, 19.5MW Co-Gen Substation and 220KV Tower Line work Bothe-Phaltan MIDC SCDC the claim is made of Rs. 40 Million in the FY 2020-21. Subsequently, the government authority has recommended to release the payment for the same.

**III Interest Subvention Claim Receivable**

**Scheme for Extending Financial Assistance to Sugar Mills for Enhancement and Augmentation of Ethanol Production Capacity**

This scheme offers soft loans to sugar mills through banks for various purposes: Setting up new distilleries for ethanol production, Expanding the capacity of existing distilleries, Installing incineration boilers or adopting methods approved by the Central Pollution Control Board (CPCB) to achieve zero liquid discharge.

The government provides interest subvention on these loans, making them more affordable for sugar mills. This subvention typically covers: 6% per annum Or 50% of the actual interest charged by the bank, whichever is lower.

The subvention is usually provided for a total period of five years, including a one-year moratorium period (interest is not charged during this time).

Nodal Agency: The National Bank for Agriculture and Rural Development (NABARD) acts as the nodal agency for channelizing and disbursing the interest subvention claim.

The Company in the Financial Year ended 31 March 2025 recognised Income of Rs. 122 Millions ( 110 Millions 31 March 2024) related to grant, and has been presented in other income under Standalone Statement of profit and loss.

**48 Rounding Off**

Amounts mentioned as '0.00' in the financial statements denote amounts rounded off being less than INR 5000.

49 The previous year's including figures have been reworked, regrouped, rearranged and reclassified wherever necessary to match with the current year.

For and on behalf of the Board of Directors of  
Swaraj Green Power and Fuel Limited



**Ashok Goyal**  
Whole Time Director and CFO  
DIN: 08150822  
Place: Phaltan  
Date: 03 Jul 2025



**Uday Patil**  
Additional Director  
DIN: 10823024  
Place: Phaltan  
Date: 03 Jul 2025

**Anjali Bodas**  
Company Secretary  
Membership No: 54979  
Place: Phaltan  
Date: 03 Jul 2025



## INDEPENDENT AUDITOR'S REPORT

### To The Members of Swaraj Green Power & Fuel Limited Report on the Audit of the Consolidated Financial Statements

#### Opinion

We have audited the accompanying consolidated financial statements of **Swaraj Green Power & Fuel Limited** ("the Holding Company") and its subsidiary, (the Holding Company and its subsidiary together referred to as "the Group"), which comprise the Consolidated Balance Sheet as at 31<sup>st</sup> March 2025, and the Consolidated Statement of Profit and Loss (including Other Comprehensive Income), the Consolidated Statement of Cash Flows and the Consolidated Statement of Changes in Equity for the year then ended, and a summary of material accounting policies and other explanatory information (hereinafter referred to as "the consolidated financial statements").

In our opinion and to the best of our information and according to the explanations given to us, and based on the consideration of report of the other auditor on separate financial statements and on other financial information of the subsidiary referred to in the Other Matters section below, the aforesaid consolidated financial statements give the information required by the Companies Act, 2013 ("the Act") in the manner so required and give a true and fair view in conformity with the Indian Accounting Standards prescribed under section 133 of the Act read with the Companies (Indian Accounting Standards) Rules, 2015, as amended from time to time (hereinafter referred to as "Ind AS"), and other accounting principles generally accepted in India, of the consolidated state of affairs of the Group as at 31 March 2025, and their consolidated profit, their consolidated total comprehensive income, their consolidated cash flows and their consolidated changes in equity for the year ended on that date.

#### Basis for Opinion

We conducted our audit of the consolidated financial statements in accordance with the Standards on Auditing (SAs) specified under section 143 (10) of the Act. Our responsibilities under those Standards are further described in the Auditor's Responsibility for the Audit of the Consolidated Financial Statements section of our report. We are independent of the Group, in accordance with the Code of Ethics issued by the Institute of Chartered Accountants of India (ICAI) together with the ethical requirements that are relevant to our audit of the consolidated financial statements under the provisions of the Act and the Rules made thereunder, and we have fulfilled our other ethical responsibilities in accordance with these requirements and the ICAI's Code of Ethics. We believe that the audit evidence obtained by us and the audit evidence obtained by the other auditor in terms of their report referred to in the sub-paragraphs (a) of the Other Matters section below, is sufficient and appropriate to provide a basis for our opinion on the consolidated financial statements.

## **Emphasis of Matter - Restatement of prior period financial statements**

We draw attention to note 43 to the accompanying consolidated financial statements, which describes the restatements made to the comparative financial information for the year ended and as at 31 March 2024 and as at 1st April 2023, in accordance with the principles of Ind AS 8, Accounting policies, Changes in Accounting Estimates and Errors, for correction of certain identified material prior period errors, which are further described in the aforesaid note. Our opinion is not modified in respect of this matter.

## **Information Other than the Financial Statements and Auditor's Report Thereon**

- The Holding Company's Board of Directors is responsible for the other information. The other information comprises the information included in the Directors report, but does not include the consolidated financial statements, standalone financial statements and our auditor's report thereon.
- Our opinion on the consolidated financial statements does not cover the other information and we do not express any form of assurance conclusion thereon.
- In connection with our audit of the consolidated financial statements, our responsibility is to read the other information, compare with the financial statements of the subsidiary audited by the other auditor, to the extent it relates to these entities and, in doing so, place reliance on the work of the other auditor and consider whether the other information is materially inconsistent with the consolidated financial statements or our knowledge obtained during the course of our audit or otherwise appears to be materially misstated. Other information so far as it relates to the subsidiary is traced from their financial statements audited by the other auditor.
- If, based on the work we have performed, we conclude that there is a material misstatement of this other information, we are required to report that fact. We have nothing to report in this regard.

## **Management's Responsibility for the Consolidated Financial Statements**

The Holding Company's Board of Directors is responsible for the matters stated in section 134(5) of the Act with respect to the preparation of these consolidated financial statements that give a true and fair view of the consolidated financial position, consolidated financial performance including other comprehensive income, consolidated cash flows and consolidated changes in equity of the Group in accordance with the Ind AS and other accounting principles generally accepted in India. The respective Board of Directors of the companies included in the Group are responsible for maintenance of adequate accounting records in accordance with the

# Rathi Rathi and Co.

Chartered Accountants

provisions of the Act for safeguarding the assets of the Group and for preventing and detecting frauds and other irregularities; selection and application of appropriate accounting policies; making judgments and estimates that are reasonable and prudent; and design, implementation and maintenance of adequate internal financial controls, that were operating effectively for ensuring the accuracy and completeness of the accounting records, relevant to the preparation and presentation of the financial statements that give a true and fair view and are free from material misstatement, whether due to fraud or error, which have been used for the purpose of preparation of the consolidated financial statements by the Directors of the Holding Company, as aforesaid.

In preparing the consolidated financial statements, the respective Management and Board of Directors of the companies included in the Group are responsible for assessing the ability of the respective entities to continue as a going concern, disclosing, as applicable, matters related to going concern and using the going concern basis of accounting unless the respective Board of Directors either intends to liquidate their respective entities or to cease operations, or has no realistic alternative but to do so. Those Board of Directors of the companies included in the Group are also responsible for overseeing the financial reporting process of the Group.

## **Auditor's Responsibility for the Audit of the Consolidated Financial Statements**

Our objectives are to obtain reasonable assurance about whether the consolidated financial statements as a whole are free from material misstatement, whether due to fraud or error, and to issue an auditor's report

that includes our opinion. Reasonable assurance is a high level of assurance but is not a guarantee that an audit conducted in accordance with SAs will always detect a material misstatement when it exists. Misstatements can arise from fraud or error and are considered material if, individually or in the aggregate, they could reasonably be expected to influence the economic decisions of users taken on the basis of these consolidated financial statements.

As part of an audit in accordance with SAs, we exercise professional judgment and maintain professional skepticism throughout the audit. We are also:

- Identify and assess the risks of material misstatement of the consolidated financial statements, whether due to fraud or error, design and perform audit procedures responsive to those risks, and obtain audit evidence that is sufficient and appropriate to provide a basis for our opinion. The risk of not detecting a material misstatement resulting from fraud is higher than for one resulting from error, as fraud may involve collusion, forgery, intentional omissions, misrepresentations, or the override of internal control.
- Obtain an understanding of internal financial control relevant to the audit in order to design audit procedures that are appropriate in the circumstances. Under section 143(3)(i) of the Act, we are also responsible for expressing our opinion on whether the Holding Company has adequate internal financial controls with

# Rathi Rathi and Co.

Chartered Accountants

- reference to Consolidated Financial Statements in place and the operating effectiveness of such controls.
- Evaluate the appropriateness of accounting policies used and the reasonableness of accounting estimates and related disclosures made by the management.
- Conclude on the appropriateness of management's use of the going concern basis of accounting and, based on the audit evidence obtained, whether a material uncertainty exists related to events or conditions that may cast significant doubt on the ability of the Group to continue as a going concern. If we conclude that a material uncertainty exists, we are required to draw attention in our auditor's report to the related disclosures in the consolidated financial statements or, if such disclosures are inadequate, to modify our opinion. Our conclusions are based on the audit evidence obtained up to the date of our auditor's report. However, future events or conditions may cause the Group to cease to continue as a going concern.
- Evaluate the overall presentation, structure and content of the consolidated financial statements, including the disclosures, and whether the consolidated financial statements represent the underlying transactions and events in a manner that achieves fair presentation.
- Obtain sufficient appropriate audit evidence regarding the financial information of the entities or business activities within the Group to express an opinion on the consolidated financial statements. We are responsible for the direction, supervision and performance of the audit of the financial statements of such entities or business activities included in the consolidated financial statements of which we are the independent auditors. For the other entities or business activities included in the consolidated financial statements, which have been audited by the other auditors, such other auditors remain responsible for the direction, supervision and performance of the audits carried out by them. We remain solely responsible for our audit opinion.

Materiality is the magnitude of misstatements in the consolidated financial statements that, individually or in aggregate, makes it probable that the economic decisions of a reasonably knowledgeable user of the consolidated financial statements may be influenced. We consider quantitative materiality and qualitative factors in (i) planning the scope of our audit work and in evaluating the results of our work; and (ii) to

# Rathi Rathi and Co.

Chartered Accountants

evaluate the effect of any identified misstatements in the consolidated financial statements.

We communicate with those charged with governance of the Holding Company and such other entities included in the consolidated financial statements of which we are the independent auditors regarding, among other matters, the planned scope and timing of the audit and significant audit findings, including any significant deficiencies in internal control that we identify during our audit.

We also provide those charged with governance with a statement that we have complied with relevant ethical requirements regarding independence, and to communicate with them all relationships and other matters that may reasonably be thought to bear on our independence, and where applicable, related safeguards.

## Other Matters

- (a) We did not audit the financial statements / financial information of subsidiary, Godsland Farmfresh Private Limited whose financial statements / financial information reflect total assets of Rs. 0.00 million as at 31st March 2025, total revenues of Rs. 0.00 million, total income of Rs. 0.02 million and net cash inflows amounting to Rs. 0.00 million for the year ended on that date, as considered in the consolidated financial statements. These financial statements / financial information have been audited by the other auditor whose report has been furnished to us by the Management and our opinion on the consolidated financial statements, in so far as it relates to the amounts and disclosures included in respect of this subsidiary, and our report in terms of subsection (3) of Section 143 of the Act, in so far as it relates to the aforesaid subsidiary is based solely on the reports of the other auditor. The Holding Company has sold its entire shareholding in the subsidiary, and consequently lost control during the year ended 31<sup>st</sup> March, 2025.

Our opinion on the consolidated financial statements above and our report on Other Legal and Regulatory Requirements below, is not modified in respect of the above matters with respect to our reliance on the work done and the report of the other auditor and the financial statements / financial information certified by the Management.

## Report on Other Legal and Regulatory Requirements

1. As required by the Companies (Auditor's Report) Order, 2020 ("the Order") issued by the Central Government of India in terms of Section 143(11) of the Act, we give in "Annexure A" a statement on the matters specified in paragraphs 3 and 4 of the Order to the extent available.
2. As required by Section 143(3) of the Act, based on our audit and on the consideration of the reports of other auditors on the separate financial statements/ financial information of the subsidiary, referred to in the Other Matters section above we report, to the extent applicable that:

# Rathi Rathi and Co.

Chartered Accountants

- a) We have sought and obtained all the information and explanations which to the best of our knowledge and belief were necessary for the purposes of our audit of the aforesaid consolidated financial statements.
- b) In our opinion, proper books of account as required by law relating to preparation of the aforesaid consolidated financial statements have been kept so far as it appears from our examination of those books and the reports of the other auditors.
- c) The Consolidated Balance Sheet, the Consolidated Statement of Profit and Loss including Other Comprehensive Income, the Consolidated Statement of Cash Flows and the Consolidated Statement of Changes in Equity dealt with by this Report are in agreement with the relevant books of account maintained for the purpose of preparation of the consolidated financial statements.
- d) In our opinion, the aforesaid consolidated financial statements comply with the Ind AS specified under Section 133 of the Act.
- e) On the basis of the written representations received from the directors of the Holding Company as on 01<sup>st</sup> April 2024, 24<sup>th</sup> August 2024 and 30<sup>th</sup> October 2024 taken on record by the Board of Directors of the Company and the reports of the statutory auditors of its subsidiary company incorporated in India, none of the directors of the Group companies is disqualified as on 31<sup>st</sup> March, 2025 from being appointed as a director in terms of Section 164 (2) of the Act.
- f) With respect to the adequacy of the internal financial controls over financial reporting and the operating effectiveness of such controls, refer to our separate Report in "Annexure B" which is based on the auditors' reports of the Holding company and subsidiary company incorporated in India. Our report expresses a unmodified opinion on the adequacy and operating effectiveness of internal financial controls over financial reporting of those companies, for the reasons stated therein.
- g) With respect to the other matters to be included in the Auditor's Report in accordance with the requirements of section 197(16) of the Act, as amended,

In our opinion and to the best of our information and according to the explanations given to us, the remuneration paid by the Holding Company to its directors other than the Managing Director/Whole-time Director and Manager has exceeded the limits prescribed under the provisions of the Companies Act, 2013. Details of remuneration paid in excess of the limit laid down under this section are as given below:

Period	Number of managerial personnel	Amount of excess remuneration (in INR Millions)
Year Ended March 2025	3	2.08

# Rathi Rathi and Co.

Chartered Accountants

The Holding Company has represented that in accordance with Section 197 of the Act, the Holding Company has proposed to place the matter before the shareholders at the upcoming AGM to seek their approval for waiver of recovery of the excess remuneration paid, thereby ensuring compliance with the applicable provisions of the Act.

- h) With respect to the other matters to be included in the Auditor's Report in accordance with Rule 11 of the Companies (Audit and Auditors) Rules, 2014, as amended in our opinion and to the best of our information and according to the explanations given to us:
- i) The Consolidated Financial Statements disclose the impact of pending litigations on the consolidated financial position of the Group - Refer Note 37 to the consolidated financial statements.
  - ii) The Group did not have any material foreseeable losses on long-term contracts including derivative contracts.
  - iii) There were no amounts which were required to be transferred to the Investor Education and Protection Fund by the Holding Company, and its subsidiary company incorporated in India.
  - iv)
    - (a) The respective management of the Holding Company and its subsidiary company incorporated in India whose financial statements have been audited under the Act have represented to us and the other auditor of such subsidiary company that, to the best of their knowledge and belief, no funds have been advanced or loaned or invested (either from borrowed funds or share premium or any other sources or kind of funds) by the Holding Company or such subsidiary company to or in any other person(s) or entity(ies), including foreign entities ("Intermediaries"), with the understanding, whether recorded in writing or otherwise, that the Intermediary shall directly or indirectly lend or invest in other persons or entities identified in any manner whatsoever by or on behalf of the Holding Company or such subsidiary company ("Ultimate Beneficiaries") or provide any guarantee, security or the like on behalf of the Ultimate Beneficiaries.
    - (b) The respective management of the Holding Company and its subsidiary company incorporated in India whose financial statements have been audited under the Act have represented to us and the other auditor of such subsidiary company that, to the best of their knowledge and belief, no funds have been received by the Holding Company or such subsidiary company from any person(s) or entity(ies), including foreign entities ("Funding Parties"), with the understanding, whether recorded in writing or otherwise, that the Holding Company or such subsidiary company shall directly or indirectly, lend or invest in other persons or entities identified in any manner whatsoever by or

# Rathi Rathi and Co.

Chartered Accountants

on behalf of the Funding Parties ("Ultimate Beneficiaries") or provide any guarantee, security or the like on behalf of the Ultimate Beneficiaries.

- (c) Based on the audit procedures performed that have been considered reasonable and appropriate in the circumstances performed by us and that performed by the auditor of the subsidiary company incorporated in India whose financial statements have been audited under the Act, nothing has come to our or other auditor's notice that has caused us to believe that the representations under sub-clause (i) and (ii) of Rule 11(e), as provided under (a) and (b) above, contain any material misstatement.
- v) The Holding Company and its subsidiary company have not declared any dividend during the year.
- vi) Based on our examination which included test checks, the Holding Company has used an accounting software for maintaining its books of account and collating the related data ("prime software") along with certain other software's for supporting specific functions and operations ("supporting software"). The prime software has a feature of recording audit trail (edit log) facility which, was activated, and have been operated throughout the year for all relevant transactions recorded in the said software. In the case of the supporting software used for cane management, the feature for recording audit trail (edit log) facility have not been verified by us.

Based on other auditor's examination which included test checks, its subsidiary company incorporated in India has used accounting software for maintaining their books of account which have the feature of recording audit trail (edit log) facility and the same has operated throughout the period when it was a subsidiary for all the relevant transactions recorded in the respective software based on the report issued by the other auditor on the financial statements of such subsidiary company incorporated in India whose report have been furnished to us by the Management.

**For Rathi Rathi and Co.**  
**Chartered Accountants**  
**FRN No. 135143W**

*Jagdish*

Jagdish Somani  
Partner

Membership No.: 159407

UDIN: 25159407BMJLWI9868

Place: Pune

Date: 03/07/2025



# Rathi Rathi and Co.

Chartered Accountants

## ANNEXURE A TO THE INDEPENDENT AUDITOR'S REPORT

(Referred to in paragraph 1 under 'Report on Other Legal and Regulatory Requirements' section of our report of even date)

xxi. In our opinion and according to the information and explanations given to us, following companies incorporated in India and included in the consolidated financial statements, have unfavorable remarks, qualification or adverse remarks given by the respective auditors in their reports under the Companies (Auditor's Report) Order, 2020 (CARO):

S. No	Name	CIN	Holding company/ Subsidiary Company	Clause number of the CARO report which is qualified or is adverse
1	Swaraj Green Power & Fuel Limited	U01409PN2010PLC137013	Holding	ii (b), iii (a), (b), (c) & (d), vii (b)
2	Godsland FarmFresh Private Limited	U15490PN2021PTC198906	Subsidiary	xvii

For Rathi Rathi and Co.  
Chartered Accountants  
FRN No. 135143W

*Jagdish*

Jagdish Somani

Partner

Membership No.: 159407

UDIN: 25159407BMJLWI9868

Place: Pune

Date: 03/07/2025



## **ANNEXURE B TO THE INDEPENDENT AUDITOR'S REPORT**

(Referred to in paragraph 2(g) under 'Report on Other Legal and Regulatory Requirements' Section of our report of even date)

Report on the Internal Financial Controls under Clause (i) of Sub-section 3 of Section 143 of the Companies Act, 2013 ("the Act")

In conjunction with our audit of the consolidated financial statements of **Swaraj Green Power & Fuel Limited** (hereinafter referred to as "the Holding Company") as of and for the year ended March 31, 2025, we have audited the internal financial controls over financial reporting of the Holding Company and its subsidiary company, which are companies incorporated in India, as of that date.

### **Management's Responsibility for Internal Financial Controls**

The respective Board of Directors of the of the Holding company, its subsidiary company, which are companies incorporated in India, is responsible for establishing and maintaining internal financial controls with reference to Consolidated Financial Statements based on the internal control with reference to Consolidated Financial Statements criteria established by the respective Companies considering the essential components of internal control stated in the Guidance Note on Audit of Internal Financial Controls Over Financial Reporting (hereinafter referred to as "the Guidance Note") issued by the Institute of Chartered Accountants of India (hereinafter referred to as "the ICAI"). These responsibilities include the design, implementation and maintenance of adequate internal financial controls that were operating effectively for ensuring the orderly and efficient conduct of its business, including adherence to company's policies, the safeguarding of its assets, the prevention and detection of frauds and errors, the accuracy and completeness of the accounting records, and the timely preparation of reliable financial information, as required under the Companies Act, 2013.

### **Auditors' Responsibility**

Our responsibility is to express an opinion on the internal financial controls with reference to Consolidated Financial Statements of the Holding Company and its subsidiary company, which are companies incorporated in India, based on our audit. We conducted our audit in accordance with the Guidance Note on Audit of Internal Financial Controls Over Financial Reporting (the "Guidance Note") issued by the Institute of Chartered Accountants of India and the Standards on Auditing, prescribed under Section 143(10) of the Companies Act, 2013, to the extent applicable to an audit of internal financial controls with reference to Consolidated Financial Statements. Those Standards and the Guidance Note require that we comply with ethical requirements and plan and perform the audit to obtain reasonable assurance about whether adequate internal financial controls with reference to Consolidated Financial Statements was established and maintained and if such controls operated effectively in all material respects.

# **Rathi Rathi and Co.**

Chartered Accountants

Our audit involves performing procedures to obtain audit evidence about the adequacy of the internal financial controls system with reference to Consolidated Financial Statements and their operating effectiveness. Our audit of internal financial controls with reference to Consolidated Financial Statements included obtaining an understanding of internal financial controls over financial reporting, assessing the risk that a material weakness exists, and testing and evaluating the design and operating effectiveness of internal control based on the assessed risk. The procedures selected depend on the auditor's judgement, including the assessment of the risks of material misstatement of the Consolidated Financial Statements, whether due to fraud or error.

We believe that the audit evidence we have obtained and the audit evidence obtained by the other auditor of the subsidiary company, which are companies incorporated in India, in terms of their report referred to in the Other Matters paragraph below, is sufficient and appropriate to provide a basis for our audit opinion on the internal financial controls system with reference to Consolidated Financial Statements of the Holding Company, its subsidiary company, which are companies incorporated in India.

## **Meaning of Internal Financial Controls Over Financial Reporting:**

A company's internal financial control with reference to Consolidated Financial Statements is a process designed to provide reasonable assurance regarding the reliability of financial reporting and the preparation of financial statements for external purposes in accordance with generally accepted accounting principles. A company's internal financial control with reference to Consolidated Financial Statements includes those policies and procedures that (1) pertain to the maintenance of records that, in reasonable detail, accurately and fairly reflect the transactions and dispositions of the assets of the company; (2) provide reasonable assurance that transactions are recorded as necessary to permit preparation of financial statements in accordance with generally accepted accounting principles, and that receipts and expenditures of the company are being made only in accordance with authorization of management and directors of the company; and (3) provide reasonable assurance regarding prevention or timely detection of unauthorized acquisition, use, or disposition of the company's assets that could have a material effect on the financial statements.

## **Inherent Limitations of Internal Financial Controls Over Financial Reporting:**

Because of the inherent limitations of internal financial controls with reference to Consolidated Financial Statements, including the possibility of collusion or improper management override of controls, material misstatements due to error or fraud may occur and not be detected. Also, projections of any evaluation of the internal financial controls over financial reporting to future periods are subject to the risk that the internal financial control with reference to Consolidated Financial Statements may become inadequate

# Rathi Rathi and Co.

Chartered Accountants

because of changes in conditions, or that the degree of compliance with the policies or procedures may deteriorate.

## Opinion

In our opinion, to the best of our information and according to the explanations given to us and based on the consideration of the reports of the other auditor referred to in the Other Matters paragraph below, the Holding Company and its subsidiary company, which are companies incorporated in India have, in all material respects, an adequate internal financial controls with reference to Consolidated Financial Statements and such internal financial controls with reference to Consolidated Financial Statements were operating effectively as at March 31, 2025, based on the criteria for internal financial control with reference to Consolidated Financial Statements established by the respective companies considering the essential components of internal control stated in the Guidance Note on Audit of Internal Financial Controls Over Financial Reporting issued by the Institute of Chartered Accountants of India.

## Other Matters

Our aforesaid report under Section 143(3)(i) of the Act on the adequacy and operating effectiveness of the internal financial controls over financial reporting insofar as it relates to Godsland FarmFresh Private Limited, the subsidiary company which is company incorporated in India, is based solely on the corresponding reports of the auditor of such company incorporated in India. The Holding Company has sold its entire shareholding in the subsidiary, and consequently lost control during the year ended 31<sup>st</sup> March, 2025. Our opinion is not modified in respect of the above matters

For Rathi Rathi and Co.  
Chartered Accountants  
FRN No. 135143W

  
Jagdish Somani

Partner

Membership No.: 159407

UDIN: 25159407BMJLW19868

Place: Pune

Date: 03/07/2025



Swaraj Green Power and Fuel Limited  
(All amounts in INR millions, unless otherwise stated)

Consolidated Balance sheet


	Notes	As at 31 March 2025	As at 31 March 2024 (Restated)	As at 01 April 2023 (Restated)
<b>ASSETS</b>				
<b>I. Non-current assets</b>				
Property, plant and equipment	3 (a)	6,279.98	6,562.46	3,662.42
Capital work-in-progress	3 (a)	-	0.59	1,600.60
Right of Use Assets	3 (b)	-	9.39	-
Intangible assets	4 (a)	0.07	0.07	0.07
Goodwill	4 (b)	-	0.05	0.05
Financial assets				
(i) Investments	5	1.20	1.20	1.00
(ii) Other financial assets	6 (a)	23.57	19.16	25.39
Other non-current assets	7 (a)	46.11	108.14	57.67
<b>Total non-current assets</b>		<b>6,350.93</b>	<b>6,701.06</b>	<b>5,347.20</b>
<b>II. Current assets</b>				
Inventories	8	4,008.71	3,687.05	3,309.92
Financial assets				
(i) Trade receivables	9	720.73	625.08	587.42
(ii) Cash and cash equivalents	10	11.43	123.48	29.92
(iii) Loans	11	90.02	-	-
(iv) Other financial assets	6 (b)	772.96	591.51	328.46
Other current assets	7 (b)	662.09	621.46	555.85
<b>Total current assets</b>		<b>6,265.94</b>	<b>5,648.58</b>	<b>4,811.57</b>
<b>Total assets</b>		<b>12,616.87</b>	<b>12,349.64</b>	<b>10,158.77</b>
<b>EQUITY AND LIABILITIES</b>				
<b>Equity</b>				
Equity share capital				
Other equity	12 (a)	505.81	505.81	505.81
Non-Controlling Interest	12 (b)	1,840.89	1,642.58	1,438.94
<b>Total equity</b>		<b>2,346.70</b>	<b>2,148.39</b>	<b>1,944.75</b>
<b>LIABILITIES</b>				
<b>I. Non-current liabilities</b>				
<b>Financial liabilities</b>				
(i) Borrowings	13 (a)	4,350.34	4,820.58	4,387.02
(ii) Lease Liabilities	13 (b)	-	8.08	-
(iii) Other financial liabilities	18 (a)	81.72	114.08	79.74
Provisions	16 (a)	6.60	4.53	2.65
Deferred tax liabilities (Net)	15	240.84	217.18	194.96
<b>Total non-current liabilities</b>		<b>4,679.50</b>	<b>5,164.45</b>	<b>4,664.37</b>
<b>II. Current liabilities</b>				
<b>Financial liabilities</b>				
(i) Borrowings	14	4,544.06	4,169.21	3,123.08
(ii) Lease Liabilities	13 (b)	-	1.77	-
(iii) Trade payables	17	91.32	19.56	4.08
Total outstanding dues of micro enterprises and small enterprises; and Total outstanding dues of creditors other than micro enterprise and small enterprises		512.73	389.52	244.23
(iv) Other financial liabilities	18 (b)	25.67	21.14	5.88
Provisions	16 (b)	0.51	0.32	0.17
Other current liabilities	19	345.12	379.48	125.70
Current Tax Liabilities (Net)	20	71.26	55.80	46.51
<b>Total current liabilities</b>		<b>5,590.67</b>	<b>5,036.80</b>	<b>3,549.65</b>
<b>Total liabilities</b>		<b>10,270.17</b>	<b>10,201.25</b>	<b>8,214.02</b>
<b>Total equity and liabilities</b>		<b>12,616.87</b>	<b>12,349.64</b>	<b>10,158.77</b>


The above consolidated balance sheet should be read in conjunction with the accompanying notes.  
This is the consolidated balance sheet referred to in our report of even date.


For Rathi Rathi and Co.  
Firm Registration Number: 135143W  
Chartered Accountants

  
Jagadish Somani  
Partner  
Membership No: 159407  
Place: Pune  
Date: 03 Jul 2025  
UDIN: 25159407/BM/JLW/19868

For and on behalf of the Board of Directors of  
Swaraj Green Power and Fuel Limited

  
Ashok Goyal  
Whole Time Director and CFO  
DIN: 08150822  
Place: Phaltn  
Date: 03 Jul 2025

  
Uday Patil  
Additional Director  
DIN: 10823024  
Place: Phaltn  
Date: 03 Jul 2025

  
Anjali Bodas  
Company Secretary  
Membership No: 54979  
Place: Phaltn  
Date: 03 Jul 2025


Swaraj Green Power and Fuel Limited  
(All amounts in INR millions, unless otherwise stated)

Consolidated Statement of profit and loss

	Notes	Year ended 31 March 2025	Year ended 31 March 2024 (Restated)
Revenue from operations	21	6,752.70	7,541.39
Other Income	22	302.54	259.65
<b>Total income</b>		<b>7,055.24</b>	<b>7,801.04</b>
<b>Expenses</b>			
Cost of materials consumed	23	2,798.96	3,127.77
Purchase of stock-in-trade	24	2,186.06	3,320.42
Changes in inventories of work-in-progress, stock-in-trade and finished goods	25	(291.33)	(377.13)
Employee benefits expense	26	190.00	149.99
Finance costs	28	753.69	541.02
Depreciation and amortisation expense	27	768.45	520.86
Other expenses	29	357.62	228.15
<b>Total expenses</b>		<b>6,763.45</b>	<b>7,511.08</b>
<b>Profit/ (loss) before tax</b>		<b>291.79</b>	<b>289.96</b>
<b>Income tax expense</b>	30		
Current tax		101.68	62.20
Adjustments of tax relating to earlier periods		5.28	(0.04)
Deferred tax		(13.32)	23.71
<b>Total tax expense</b>		<b>93.64</b>	<b>85.87</b>
<b>Profit/ (loss) for the year</b>		<b>198.15</b>	<b>204.09</b>
<b>Other comprehensive income</b>			
<i>Items that will not be reclassified to profit or loss</i>			
Remeasurement of post-employment benefit obligations	31	0.22	(0.63)
Income tax relating to these items		(0.06)	0.18
<b>Other comprehensive income for the year, net of tax</b>		<b>0.16</b>	<b>(0.45)</b>
<b>Total comprehensive income for the year</b>		<b>198.31</b>	<b>203.64</b>
<b>Share of Profit/ (loss) for the year attributable to</b>			
- Shareholders		198.15	204.09
-Non-Controlling Interest		(0.00)	(0.00)
<b>Share of total comprehensive income for the year attributable to</b>			
- Shareholders		198.31	203.64
-Non-Controlling Interest		(0.00)	(0.00)
<b>Earnings/ (loss) per share</b>			
Basic and Diluted	38	3.92	4.04

The above consolidated statement of profit and loss should be read in conjunction with the accompanying notes.  
This is the consolidated statement of profit and loss referred to in our report of even date.

For Rathi Rathi and Co.  
Firm Registration Number: 135143W  
Chartered Accountants



Jagadish Somani  
Partner  
Membership No: 159407  
Place: Pune  
Date: 03 Jul 2025  
UDIN: 25159407BMJLW19868

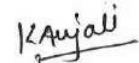
For and on behalf of the Board of Directors of  
Swaraj Green Power and Fuel Limited



Ashok Goyal  
Whole Time Director and CFO  
DIN: 08150822  
Place: Phaltan  
Date: 03 Jul 2025



Uday Patil  
Additional Director  
DIN: 10823024  
Place: Phaltan  
Date: 03 Jul 2025



Anjali Bodas  
Company Secretary  
Membership No: 54979  
Place: Phaltan  
Date: 03 Jul 2025

**Swaraj Green Power and Fuel Limited**  
**(All amounts in INR millions, unless otherwise stated)**

**Consolidated Statement of cash flows**

	Year ended 31 March 2025	Year ended 31 March 2024 (Restated)
<b>Cash flows from operating activities</b>		
Profit/ (loss) before exceptional items and tax	291.79	289.96
Adjustments for:		
Depreciation and amortisation expense	768.45	520.86
Provisions/liabilities written back to the extent no longer required (net)	(51.22)	(4.71)
Interest income classified as investing cash flows	(1.57)	(1.41)
Dividend income classified as investing cash flows	(0.02)	-
(Gain)/Loss on disposal of property, plant and equipment	(1.42)	9.00
Gain on loss of control on subsidiary	(0.70)	-
Finance costs	753.69	541.02
Gain on derecognition of lease liability	(0.77)	-
<b>Adjustment for changes in working capital</b>		
(Increase)/Decrease in trade receivables	(95.64)	(37.66)
(Increase)/Decrease in other financial assets	(275.89)	(256.80)
(Increase)/Decrease in inventories	(321.66)	(377.14)
(Increase)/Decrease in other assets	(40.63)	(65.61)
Increase/(Decrease) in trade payables	239.65	165.38
Increase/(Decrease) in other financial liabilities	104.77	158.01
Increase/(Decrease) in other liabilities	(34.35)	253.77
Increase/(Decrease) in provisions	2.47	1.41
<b>Cash generated from/ (used in) operations</b>	<b>1,336.95</b>	<b>1,196.08</b>
Income tax paid (net of refunds)	(54.59)	(54.18)
<b>Net cash generated from/ (used in) operating activities (A)</b>	<b>1,282.36</b>	<b>1,141.90</b>
<b>Cash flow from investing activities</b>		
Payment for property, plant and equipment and intangible assets	(422.11)	(1,994.61)
Proceeds from sale of property, plant and equipment and intangible assets	1.55	116.12
Proceeds/(Purchase) of investments	-	(0.20)
Dividend received	0.02	-
Interest received	1.57	1.41
Gain on loss of control on subsidiary	0.70	-
<b>Net cash from/ (used in) investing activities (B)</b>	<b>(418.27)</b>	<b>(1,877.28)</b>
<b>Cash flow from financing activities</b>		
Proceeds from / (Repayment of) loan	(588.94)	569.30
Proceeds from working capital loan	348.72	789.82
Repayment of lease liabilities	(1.50)	(2.20)
Interest paid	(734.42)	(527.98)
<b>Net cash from/ (used in) financing activities (C)</b>	<b>(976.14)</b>	<b>828.94</b>
<b>Net increase/ (decrease) in cash and cash equivalents (A+B+C)</b>	<b>(112.05)</b>	<b>93.56</b>
Cash and cash equivalents at the beginning of the financial year	123.48	29.92
<b>Cash and cash equivalents at the end of the year</b>	<b>11.43</b>	<b>123.48</b>

Swaraj Green Power and Fuel Limited  
(All amounts in INR millions, unless otherwise stated)

**Consolidated Statement of cash flows**

*Reconciliation of cash and cash equivalents as per the cash flow statement*

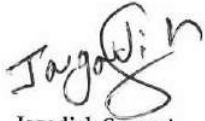
	Year ended 31 March 2025	Year ended 31 March 2024 (Restated)
Cash and cash equivalents as per above comprise of the following		
Cash and cash equivalents (note 10)	11.43	123.48
<b>Balances per consolidated statement of cash flows</b>	<b>11.43</b>	<b>123.48</b>

This is the consolidated statement of cash flows referred to in our report of even date.

**Notes:-**

1. The above consolidated statement of cash flows has been prepared under the " Indirect Method " as set out in the Indian Accounting Standard (Ind AS)-7 on Statement of Cash Flows.
2. Additions to property, plant & equipment and intangible assets include movement of Capital work-in-progress during the year
3. Cash and cash equivalents do not include any amount which is not available to the Company for its use
4. Figure in brackets represent cash outflow from respective activities
5. As breakup of Cash and cash equivalents is also available in Note No. 10, reconciliation of items of Cash and cash equivalents as per Cash Flow Statement with the respective items reported in the Balance Sheet is not required and hence not provided.
6. Proceeds/(repayment) of Short-term borrowings have been shown on net basis.

**For Rathi Rathi and Co.**  
Firm Registration Number: 135143W  
Chartered Accountants



**Jagdish Somani**

Partner

Membership No: 159407

Place: Pune

Date: 03 Jul 2025

UDIN: 25159407BMJLWI9868

**For and on behalf of the Board of Directors of  
Swaraj Green Power and Fuel Limited**



**Ashok Goyal**

Whole Time  
Director and CFO

DIN: 08150822

Place: Phaltan

Date: 03 Jul 2025



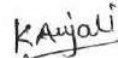
**Uday Patil**

Additional Director

DIN: 10823024

Place: Phaltan

Date: 03 Jul 2025



**Anjali Bodas**

Company Secretary

Membership No: 54979

Place: Phaltan

Date: 03 Jul 2025

**Swaraj Green Power and Fuel Limited**  
(All amounts in INR millions, unless otherwise stated)

**Consolidated Statement of changes in equity**

**A. Equity share capital**

	Notes	Amount
As at 01 April 2023		505.81
Changes in equity share capital	12 (a)	-
As at 31 March 2024		505.81
Changes in equity share capital	12 (a)	-
As at 31 March 2025		505.81

**B. Other Equity (Refer Note 12 (b))**

	Securities Premium	Retained Earnings	Total
As at 01 April 2023(Restated)	52.25	1,386.69	1,438.94
Profit for the year	-	204.09	204.09
Other comprehensive income	-	(0.45)	(0.45)
<b>Total comprehensive income for the year</b>	-	<b>203.64</b>	<b>203.64</b>
As at 31 March 2024(Restated)	52.25	1,590.33	1,642.58
Profit for the year	-	198.15	198.15
Other comprehensive income	-	0.16	0.16
<b>Total comprehensive income for the year</b>	-	<b>198.31</b>	<b>198.31</b>
As at 31 March 2025	52.25	1,788.64	1,840.89

The above consolidated statement of changes in equity should be read in conjunction with the accompanying notes. This is the consolidated statement of changes in equity referred to in our report of even date.

**For Rathi Rathi and Co.**  
Firm Registration Number: 135143W  
Chartered Accountants



**Jagdish Somani**  
Partner  
Membership No: 159407  
Place: Pune  
Date: 03 Jul 2025  
UDIN: 25159407BMJLWI9868

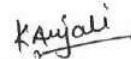
**For and on behalf of the Board of Directors of  
Swaraj Green Power and Fuel Limited**



**Ashok Goyal**  
Whole Time Director and CFO  
DIN: 08150822  
Place: Phaltan  
Date: 03 Jul 2025



**Uday Patil**  
Additional Director  
DIN: 10823024  
Place: Phaltan  
Date: 03 Jul 2025



**Anjali Bodas**  
Company Secretary  
Membership No: 54979  
Place: Phaltan  
Date: 03 Jul 2025

**Swaraj Green Power and Fuel Limited**  
**Notes to Consolidated financial statements for the year ended 31 March 2025**

**1 Corporate information**

Swaraj Green Power and Fuel Limited (the 'Company') is a public company domiciled in India and is incorporated under the provisions of the Companies Act applicable in India. The registered office of the Company is situated at Gat No 332 B/2, Upalave, Phaltan, Maharashtra, India - 415523. The Company is principally engaged in the manufacturing and refining of sugar. Its allied business consists of manufacturing and marketing Ethyl alcohol, ethanol, generation and sale of power. Information on the Group's structure is provided in note 50. Information on other related party relationships of the Group is provided in note 36. The consolidated financial statements for the year ended 31st March 2025 were authorised for issue by the Board of Directors of the Company on 03rd July 2025.

**2 Basis of preparation of financial statements**

**2.1 Material accounting policies**

**(a) Principles of Consolidation**

Subsidiary is the entity (including structured entity) over which the Company has control. The Company controls an entity when the Company is exposed to or has right to, variable returns from its involvement with the entity and has the ability to affect those returns through its power to direct the relevant activity of the entity. Subsidiary is fully consolidated from the date on which control is transferred to the Company. They are deconsolidated from the date that control ceases.

The Group combines the financial statements of the parent and its subsidiary through line-by-line addition of like items of assets, liabilities, equity, income and expenses and eliminates the carrying amount of the parent's investment in each subsidiary and the parent's portion of equity of each subsidiary. Business combinations policy explains how to account for any related goodwill. Eliminate in full intragroup assets and liabilities, equity, income, expenses and cash flows relating to transactions between entities of the group (profits or losses resulting from intragroup transactions that are recognised in assets, such as inventory and fixed assets, are eliminated in full). Intragroup losses may indicate an impairment that requires recognition in the consolidated financial statements. Ind AS 12 Income Taxes applies to temporary differences that arise from the elimination of profits and losses resulting from intragroup transactions.

Non-controlling interests in the results and equity of subsidiaries are shown separately in the consolidated statement of profit and loss, consolidated statement of changes in equity and consolidated balance sheet respectively. The group treats transactions with non-controlling interests that do not result in a loss of control as transactions with equity owners of the Group. A change in ownership results in an adjustment between the carrying amounts of the controlling and non-controlling interests to reflect their relative interests in any subsidiary. Any difference between the amount of the adjustment to non-controlling interests and any consideration paid or received is recognized within equity.

The subsidiary company's i.e. Godsland FarmFresh Private Limited is consolidated based on the % of ownership 0%, as at 31st March 2025; (99.999% as at 31st March 2024 and 1st April 2023);

**(b) Basis of consolidation:**

The accompanying financial statements have been presented for the year ended 31st March, 2025 along with comparative information for the year ended 31st March, 2024 and the opening balance sheet as at 01st April 2023. These financial statements have been prepared in accordance with Indian Accounting Standards (Ind AS) on going concern basis under the historical cost convention on the accrual basis of accounting and the relevant provisions prescribed in the Companies Act 2013, besides the pronouncements/guidelines of the Institute of Chartered Accountants of India and of the Securities and Exchange Board of India. The Ind AS are prescribed under Section 133 of the Act read with Rule 3 of the Companies (Indian Accounting Standards) Rules, 2015 and Companies (Indian Accounting Standards) Amendment Rules, 2016. The accounting policies have been consistently applied by the Company except where a newly issued accounting standard is initially adopted or a revision to an existing accounting standard requires a change in the accounting policy hitherto in use. The Company has adopted all the Ind AS standards and the adoption was carried out in accordance with Ind AS 101, First Time Adoption of Indian Accounting Standards. The transition was carried out from Indian Accounting Principles generally accepted in India as prescribed under Section 133 of the Act, read with Rule 7 of the Companies (Accounts) Rules, 2014 (IGAAP), which was the previous GAAP

## **Swaraj Green Power and Fuel Limited**

### **Notes to Consolidated financial statements for the year ended 31 March 2025**

The preparation of financial statements in conformity with Ind AS requires management to make judgments, estimates and assumptions, that affect the application of accounting policies and the reported amounts of assets, liabilities and disclosures of contingent assets and liabilities at the date of these financial statements and the reported amounts of revenues and expenses for the years presented. Actual results may differ from these estimates. Estimates and underlying assumptions are reviewed at each balance sheet date. Revisions to accounting estimates are recognised in the period in which the estimate is revised and in future periods affected. In particular, information about significant areas of estimation uncertainty and critical judgments in applying accounting policies that have the most significant effect on the amounts recognised in the financial statements are included in the following notes :

- i) Note 3 (a) and Note 4 (a) - Property, plant and equipment and Intangible assets- useful life and impairment
- ii) Note 15 - Recoverability/recognition of deferred tax assets
- iii) Note 34(B) - Assets and obligations relating to employee benefits

The consolidated financial statements comprise the financial statements of the Company as at 31st March 2025 and unaudited financial position of its subsidiary as at 02nd September 2024 (i.e as on the date of loss of control over subsidiary). Control is achieved when the Group is exposed, or has rights, to variable returns from its involvement with the investee and has the ability to affect those returns through its power over the investee. Specifically, the Group controls an investee if and only if the Group has:

- Power over the investee (i.e. existing rights that give it the current ability to direct the relevant activities of the investee)
- Exposure, or rights, to variable returns from its involvement with the investee, and
- The ability to use its power over the investee to affect its returns

Generally, there is a presumption that a majority of voting rights result in control. To support this presumption and when the Group has less than a majority of the voting or similar rights of an investee, the Group considers all relevant facts and circumstances in assessing whether it has power over an investee, including:

- The contractual arrangement with other vote holders of the investee
- Rights arising from other contractual arrangements
- The Group's voting rights and potential voting rights

The Group re-assesses whether or not it controls an investee if facts and circumstances indicate that there are changes to one or more of the three elements of control. Consolidation of a subsidiary begins when the Group obtains control over the subsidiary and ceases when the Group loses control of the subsidiary. Assets, liabilities, income and expenses of a subsidiary acquired or disposed off during the year are included in the consolidated financial statements from the date the Group gains control until the date the Group ceases to control the subsidiary. The consolidated financial statements are prepared using uniform accounting policies. If a member of the group uses accounting policies other than those adopted in the consolidated financial statements for like transactions and events in similar circumstances, appropriate adjustments are made to that group member's financial statements in preparing the consolidated financial statements to ensure conformity with the group's accounting policies.

The financial statements of all entities used for the purpose of consolidation are drawn up to date of loss of control and not as that of the parent company. Profit or loss and each component of other comprehensive income (OCI) are attributed to the equity holders of the parent of the Group and to the non-controlling interests, even if this results in the noncontrolling interests having a deficit balance. When necessary, adjustments are made to the financial statements of subsidiaries to bring their accounting policies in line with the Group's accounting policies. All intra-group assets and liabilities, equity, income, expenses and cash flows relating to transactions between members of the Group are eliminated in full on consolidation.

A change in the ownership interest of a subsidiary, without a loss of control, is accounted for as an equity transaction. If the Group loses control over a subsidiary, it:

- Derecognises the assets (including goodwill) and liabilities of the subsidiary
- Derecognises the carrying amount of any non-controlling interests
- Derecognises the cumulative translation differences recorded in equity
- Recognises the fair value of the consideration received
- Recognises the fair value of any investment retained
- Recognises any surplus or deficit in profit or loss
- Reclassifies the parent's share of components previously recognised in OCI to profit or loss or retained earnings, as appropriate, as would be required if the Group had directly disposed off the related assets or liabilities.

**Swaraj Green Power and Fuel Limited**

Notes to Consolidated financial statements for the year ended 31 March 2025

**(c) Business combinations and goodwill**

Business combinations are accounted for using the acquisition method. The cost of an acquisition is measured as the aggregate of the consideration transferred measured at acquisition date fair value and the amount of any non-controlling interests in the acquiree. For each business combination, the Group elects whether to measure the non-controlling interests in the acquiree at fair value or at the proportionate share of the acquiree's identifiable net assets. Acquisition-related costs are expensed as incurred. At the acquisition date, the identifiable assets acquired and the liabilities assumed are recognised at their acquisition date fair values. For this purpose, the liabilities assumed include contingent liabilities representing present obligation and they are measured at their acquisition fair values irrespective of the fact that outflow of resources embodying economic benefits is not probable. However, deferred tax assets or liabilities, and the assets or liabilities related to employee benefit arrangements are recognised and measured in accordance with Ind AS 12 Income Tax and Ind AS 19 Employee Benefits respectively. If the business combination is achieved in stages, any previously held equity interest is re-measured at its acquisition date fair value and any resulting gain or loss is recognised in profit or loss or OCI, as appropriate. Goodwill is initially measured at cost, being the excess of the aggregate of the consideration transferred and the amount recognised for non-controlling interests, and any previous interest held, over the net identifiable assets acquired and liabilities assumed. If the fair value of the net assets acquired is in excess of the aggregate consideration transferred, the Group re-assesses whether it has correctly identified all of the assets acquired and all of the liabilities assumed and reviews the procedures used to measure the amounts to be recognised at the acquisition date. If the reassessment still results in an excess of the fair value of net assets acquired over the aggregate consideration transferred, then the gain is recognised in OCI and accumulated in equity as capital reserve. However, if there is no clear evidence of bargain purchase, the entity recognises the gain directly in equity as capital reserve, without routing the same through OCI. After initial recognition, goodwill is measured at cost less any accumulated impairment losses. For the purpose of impairment testing, goodwill acquired in a business combination is, from the acquisition date, allocated to each of the Group's cash-generating units that are expected to benefit from the combination, irrespective of whether other assets or liabilities of the acquiree are assigned to those units. A cash generating unit to which goodwill has been allocated is tested for impairment annually, or more frequently when there is an indication that the unit may be impaired. If the recoverable amount of the cash generating unit is less than its carrying amount, the impairment loss is allocated first to reduce the carrying amount of any goodwill allocated to the unit and then to the other assets of the unit pro rata based on the carrying amount of each asset in the unit. Any impairment.

loss for goodwill is recognised in profit or loss. An impairment loss recognised for goodwill is not reversed in subsequent periods. Where goodwill has been allocated to a cash-generating unit and part of the operation within that unit is disposed off, the goodwill associated with the disposed operation is included in the carrying amount of the operation when determining the gain or loss on disposal. Goodwill disposed in these circumstances is measured based on the relative values of the disposed operation and the portion of the cash-generating unit retained. If the initial accounting for a business combination is incomplete by the end of the reporting period in which the combination occurs, the Group reports provisional amounts for the items for which the accounting is incomplete. Those provisional amounts are adjusted through goodwill during the measurement period, or additional assets or liabilities are recognised, to reflect new information obtained about facts and circumstances that existed at the acquisition date that, if known, would have affected the amounts recognized at that date. These adjustments are called as measurement period adjustments. The measurement period does not exceed one year from the acquisition date.

**(d) Investment in associates**

An associate is an entity over which the Group has significant influence. Significant influence is the power to participate in the financial and operating policy decisions of the investee but is not control or joint control over those policies. The considerations made in determining whether significant influence are similar to those necessary to determine control over the subsidiaries. The Group's investments in its associate are accounted for using the equity method. Under the equity method, the investment in an associate is initially recognised at cost. The carrying amount of the investment is adjusted to recognise changes in the Group's share of net assets of the associate since the acquisition date. Goodwill relating to the associate is included in the carrying amount of the investment and is not tested for impairment individually. The statement of profit and loss reflects the Group's share of the results of operations of the associate. Any change in OCI of those investees is presented as part of the Group's OCI. In addition, when there has been a change recognised directly in the equity of the associate, the Group recognises its share of any changes, when applicable, in the statement of changes in equity. Unrealised gains and losses resulting from transactions between the Group and the associate are eliminated to the extent of the interest in the associate. If an entity's share of losses of an associate equals or exceeds its interest in the associate (which includes any long-term interest that, in substance, form part of the Group's net investment in the associate), the entity discontinues recognising its share of further losses.

**Swaraj Green Power and Fuel Limited****Notes to Consolidated financial statements for the year ended 31 March 2025**

Additional losses are recognised only to the extent that the Group has incurred legal or constructive obligations or made payments on behalf of the associate. If the associate subsequently reports profits, the entity resumes recognising its share of those profits only after its share of the profits equals the share of losses not recognised. The financial statements of the associate are prepared for the same reporting period as the Group. When necessary, adjustments are made to bring the accounting policies in line with those of the Group. After application of the equity method, the Group determines whether it is necessary to recognise an impairment loss on its investment in its associate. At each reporting date, the Group determines whether there is objective evidence that the investment in the associate is impaired. If there is such evidence, the Group calculates the amount of impairment as the difference between the recoverable amount of the associate and its carrying value, and then recognises the loss as 'Share of profit of an associate and a joint venture' in the statement of profit and loss. Upon loss of significant influence over the associate or joint control over the joint venture, the Group measures and recognises any retained investment at its fair value. Any difference between the carrying amount of the associate upon loss of significant influence or joint control and the fair value of the retained investment and proceeds from disposal is recognised in profit or loss.

**(e) Revenue Recognition**

Revenue from sale of goods is recognized at the point of time when control of goods are transferred to the customer (i.e. satisfaction of performance obligation) and it is stated net of trade discount, excise duty, value added tax & GST. Sales are stated net of Sales Return. Sales Returns are accounted for in the year of rejection.

Interest on deposits is recognized on accrual basis.

Incomes against claim of Company, viz., export incentives, insurance claims, etc., are recognized on accrual basis.

All other incomes are recognized on accrual basis.

**(f) Property, plant and equipment (PPE) and Capital work-in-progress (CWIP)**

Property, plant and equipment are stated at cost of acquisition or construction less accumulated depreciation less accumulated impairment, if any.

Freehold land is measured at cost and is not depreciated.

Cost comprises the purchase price and any cost attributable to bringing the asset to the location and condition necessary for its intended use. Expenditure incurred during construction period has been added to the cost of the assets. These expenses have been allocated to the sugar, power generation and ethanol units on a reasonable basis.

Interest cost incurred for constructed assets is capitalized up to the date the asset is ready for its intended use, based on borrowings incurred specifically for financing the asset or the weighted average rate of all other borrowings, if no specific borrowings have been incurred for the asset.

Depreciation is calculated on Written Down Value method over the estimated useful life of all assets, these lives are in accordance with Schedule II to the Companies Act, 2013. In case of Addition/deletion of Property, plant and equipment depreciation is provided on pro rata basis, from date of addition or up to date of deletion, as the case may be.

The estimated useful lives, residual value and depreciation method are reviewed at end of each reporting period, with the effect of any change in estimate accounted for on prospective basis

Useful life of assets

Particulars	Useful life as per Schedule II of the Act	Useful life considered in preparation of financial statements
Administrative Building	30	30
Factory Building	30	30
Co-Generation Plant	40	40 / 35
Plant & Machinery	15	15
Electrical Installation	10	10
Office Equipments	5	5
Furniture and Fixtures	10	10
Vehicles	8	8
Computer	3	3

**Swaraj Green Power and Fuel Limited**

**Notes to Consolidated financial statements for the year ended 31 March 2025**

Depreciation is not recorded on capital work-in-progress until construction and installation are complete and the asset is ready for its intended use.

An item of property, plant and equipment is derecognized upon disposal or when no future economic benefits are expected to arise from the continued use of the asset. Any gain/loss arising on disposal or retirement of an item of property, plant and equipment is determined as the difference between the sale proceeds and the carrying value of the asset and is recognized in Profit and Loss

Expenses incurred relating to project, net of income earned during the project development stage prior to its intended use, are considered as pre - operative expenses and disclosed under Capital Work - in - Progress

**Transition to INDAS**

On the date of transition to Ind AS, Under previous GAAP, the fixed assets of the Company were revalued and a revaluation reserve was created. Under Ind AS, the Company has adopted previous GAAP carrying value as deemed cost for PPE as on transition date and accordingly revaluation reserve has been transferred to retained earnings.

Under previous GAAP, loan processing fees were capitalised to the cost of property, plant and equipment, however on transition to Ind AS this loan processing fees and other upfront fees paid for obtaining loans is systematically charged to statement of profit and loss over the term of loan.

**(g) Intangible Assets**

Intangible assets purchased are measured at cost as of the date of acquisition, as applicable, less accumulated amortisation and accumulated impairment, if any

Intangible assets consist of computer software licences which are amortised over useful life of 3 years using WDV method.

Under Ind AS, the Company has adopted previous GAAP carrying value as deemed cost for PPE as on transition date.

All the intangible assets have been fully amortised to its residual value as at the date of transition to Ind AS i.e. 01/04/2022.

**(h) Inventories**

Inventories comprise all costs of purchase, conversion and other costs incurred in bringing the inventories to their present location and condition. Inventories are value at the lower of cost or net realizable value.

Cost is determined based on the First In First Out (FIFO) method. Finished goods produced and purchased for sale and work-in-progress are carried at cost or net realizable value whichever is lower. Stores, spares and consumables other than obsolete and slow-moving items are carried at cost. Obsolete and slow-moving items are valued at cost or estimated net realizable value, whichever is lower.

**(i) Borrowing cost**

Borrowing costs that are directly attributable to the acquisition or construction of a qualifying asset are capitalized as part of the cost of such asset till such time that is required to complete and prepare the asset to get ready for its intended use. A qualifying asset is one that necessarily takes a substantial period of time to get ready for its intended use. Borrowing costs consist of interest and other costs that the Company incurs in connection with the borrowing of funds. Borrowing costs also include exchange differences to the extent regarded as an adjustment to the borrowing costs.

All other borrowing costs are charged to the Statement of Profit and Loss in the period in which they are incurred.

**Swaraj Green Power and Fuel Limited**

Notes to Consolidated financial statements for the year ended 31 March 2025

**(j) Foreign currency transactions and translations**

**Initial Recognition**

Foreign currency transactions are recorded in the reporting currency by applying to the foreign currency amount the exchange rate between the reporting currency and the foreign currency at the date of transaction.

**Conversion**

Foreign currency monetary items are reported using the closing rate at the date of the Balance Sheet. Non-monetary items which are carried in terms of historical cost denominated in a foreign currency are reported using exchange rate at the date of transaction and investments in foreign companies are recorded at the exchange rates prevailing on the date of making the investments.

**Exchange Differences**

Exchange Differences are charged to the statement of profit and loss except arising on account of such conversion related to the purchase of fixed assets is adjusted therewith, and other long term monetary items are adjusted in the Foreign Currency Monetary Item Translation Difference Account.

**(k) Employee benefit expense**

Short-term employee benefits are recognised as an expense at the undiscounted amount in the statement of profit and loss of the year in which the related service is rendered.

The eligible employees of the Company are entitled to receive benefits under the Provident Fund, a defined contribution plan in which both the employees and the Company make monthly contributions at a specified percentage of the covered employees' salary (currently 12% of employees' salary). The Company recognises such contributions as expense of the year in which the liability is incurred.

The Company recognizes a liability for gratuity payments to employees based on Actuarial Valuation Report of Gratuity as per Ind AS 19 by a fellow member of the Institute of Actuaries in India. The Company does not currently contribute to a defined benefit plan for gratuity payments.

**(l) Financial instruments**

**i) Classification, initial recognition and measurement**

A financial instrument is any contract that gives rise to a financial asset of one entity and a financial liability or equity instrument of another entity. Financial assets other than equity instruments are classified into categories: financial assets at fair value through profit or loss and at amortised cost. Financial assets that are equity instruments are classified as fair value through profit or loss or fair value through other comprehensive income. Financial liabilities are classified into financial liabilities at fair value through profit or loss and other financial liabilities.

Financial instruments are recognized on the balance sheet when the Company becomes a party to the contractual provisions of the instrument. Initially, a financial instrument is recognized at its fair value. Transaction costs directly attributable to the acquisition or issue of financial instruments are recognized in determining the carrying amount, if it is not classified as at fair value through profit or loss. Subsequently, financial instruments are measured according to the category in which they are classified. The Company determines the classification of its financial assets and financial liabilities at initial recognition based on its nature and characteristics.

**a) Financial assets**

**i) Initial recognition and measurement**

All financial assets are recognised initially at fair value plus, in the case of financial assets not recorded at fair value through profit or loss, transaction costs that are attributable to the acquisition of the financial asset.

The financial assets include equity and debt securities, trade and other receivables, loans and advances, cash and bank balances and derivative financial instruments.

**ii) Subsequent measurement**

For the purpose of subsequent measurement, financial assets are classified in the following categories:

- 1) At amortised cost,
- 2) At fair value through other comprehensive income (FVTOCI), and
- 3) At fair value through profit or loss (FVTPL).

## **Swaraj Green Power and Fuel Limited**

### **Notes to Consolidated financial statements for the year ended 31 March 2025**

#### **Debt instruments at amortised cost**

A 'debt instrument' is measured at the amortised cost if both the following conditions are met:

- 1) The asset is held within a business model whose objective is to hold the asset for collecting contractual cash flows, and
- 2) Contractual terms of the asset give rise on specified dates to cash flows that are solely payments of principal and interest on the principal amount outstanding.

After initial measurement, such financial assets are subsequently measured at amortised cost using the effective interest rate (EIR) method. Amortised cost is calculated by taking into account any discount or premium on acquisition and fees or costs that are an integral part of the EIR.

#### **Equity investments**

All equity investments in the scope of Ind AS 109 are measured at fair value except in case of investment in subsidiary carried at deemed cost and associate carried at cost. Deemed cost is the carrying amount under the previous GAAP as at the transition date i.e. 1st April, 2022.

Equity instruments included within the FVTPL category, if any, are measured at fair value with all changes recognized in profit or loss. The Company may make an irrevocable election to present in OCI subsequent changes in the fair value. The Company makes such election on an instrument-by-instrument basis. The classification is made on initial recognition and is irrevocable.

When the fair value has been determined based on level 3 inputs, the difference between the fair value at initial recognition and the transaction price is deferred and after initial recognition deferred difference is recognised as gain or loss to the extent it arises from change in input to valuation technique.

If the Company decides to classify an equity instrument at FVTOCI, then all fair value changes on the instrument, excluding dividends, are recognized in OCI. There is no recycling of the amounts from OCI to profit or loss, even on sale of investment. However, the Company may transfer the cumulative gain or loss within equity.

#### **iii) De-recognition**

The Company derecognises a financial asset only when the contractual rights to the cash flows from the asset expires or it transfers the financial asset and substantially all the risks and rewards of ownership of the asset.

#### **b) Financial liabilities**

##### **(i) Initial recognition and measurement**

All financial liabilities are recognised initially at fair value and, in the case of financial liabilities classified at amortised cost, net of directly attributable transaction costs.

The financial liabilities include trade and other payables, loans and borrowings including bank overdrafts, derivative financial instruments, etc.

##### **(ii) Subsequent measurement**

For the purpose of subsequent measurement, Financial liabilities are classified in two categories:

- 1) Financial liabilities at amortised cost, and
- 2) Derivative instruments at fair value through profit or loss (FVTPL).

#### **Financial liabilities at amortised cost**

After initial recognition, financial liabilities are subsequently measured at amortised cost using the EIR method. Gains and losses are recognised in profit or loss when the liabilities are derecognised as well as through the EIR amortisation process. Amortised cost is calculated by taking into account any discount or premium on acquisition and fees or costs that are an integral part of the EIR. The EIR amortisation is included as finance costs in the Statement of Profit and Loss.

#### **(iii) De-recognition**

A financial liability is derecognised when the obligation under the liability is discharged or cancelled or expires.

#### **c) Fair value measurement**

Fair value is a market-based measurement, not an entity-specific measurement. Under Ind AS, fair valuation of financial instruments is guided by Ind AS 113 "Fair Value Measurement".

## **Swaraj Green Power and Fuel Limited**

### **Notes to Consolidated financial statements for the year ended 31 March 2025**

For some assets and liabilities, observable market transactions or market information might be available. For other assets and liabilities, observable market transactions and market information might not be available. However, the objective of a fair value measurement in both cases is the same to estimate the price at which an orderly transaction to sell the asset or to transfer the liability would take place between market participants at the measurement date under current market conditions (i.e. an exit price at the measurement date from the perspective of a market participant that holds the asset or owes the liability). Three widely used valuation techniques specified in the said Ind AS are the market approach, the cost approach and the income approach which have been dealt with separately in the said Ind AS.

Each of the valuation techniques stated as above proceeds on different fundamental assumptions, which have greater or lesser relevance, and at times there is no relevance of a particular methodology to a given situation. Thus, the methods to be adopted for a particular purpose must be judiciously chosen. The application of any particular method of valuation depends on the company being evaluated, the nature of industry in which it operates, the company's intrinsic strengths and the purpose for which the valuation is made. In determining the fair value of financial instruments, the Company uses a variety of methods and assumptions that are based on market conditions and risks existing at each balance sheet date.

The Company uses the following hierarchy for determining and disclosing the fair value of financial instruments by valuation technique:

Level 1: Quoted prices (unadjusted) in active markets for identical assets or liabilities.

Level 2: Inputs other than quoted prices included within Level 1 that are observable for the asset or liability, either directly or indirectly.

Level 3: Inputs for the assets or liabilities that are not based on observable market data (unobservable inputs)

#### **(m) Share capital**

An equity instrument is a contract that evidences residual interest in the assets of the Company after deducting all of its liabilities. Incremental costs directly attributable to the issuance of new equity shares are recognized as a deduction from equity, net of any tax effects.

#### **(n) Leases**

The Company as a lessee

The Company's leased asset classes primarily consist of leases for building. The Company assesses whether a contract contains a lease, at inception of a contract. A contract is, or contains, a lease if the contract conveys the right to control the use of an identified asset for a period of time in exchange for consideration. To assess whether a contract conveys the right to control the use of an identified asset, the Company assesses whether: (i) the contract involves the use of an identified asset (ii) the Company has substantially all of the economic benefits from use of the asset through the period of the lease and (iii) the Company has the right to direct the use of the asset.

At the date of commencement of the lease, the Company recognises a right-of-use asset ("ROU") and a corresponding lease liability for all lease arrangements in which it is a lessee, except for leases with a term of twelve months or less (short-term leases) and low value leases. For these short-term and low value leases, the Company recognises the lease payments as an operating expense on a straight-line basis over the term of the lease.

Certain lease arrangements include options to extend or terminate the lease before the end of the lease term. ROU assets and lease liabilities include these options when it is reasonably certain that they will be exercised.

The right-of-use assets are initially recognised at cost, which comprises the initial amount of the lease liability adjusted for any lease payments made at or prior to the commencement date of the lease plus any initial direct costs less any lease incentives. They are subsequently measured at cost less accumulated depreciation and impairment losses.

Right-of-use assets are depreciated from the commencement date on a straight-line basis over the shorter of the lease term and useful life of the underlying asset.

The lease liability is initially measured at amortised cost at the present value of the future lease payments. The lease payments are discounted using the interest rate implicit in the lease or, if not readily determinable, using the incremental borrowing rates in the country of domicile of these leases. Lease payments included in the measurement of the lease liability are made up of fixed payments (including in substance fixed payments) and variable payments based on an index or rate. Subsequent to initial measurement, the liability will be reduced for payments made and increased for interest. Lease liabilities are remeasured with a corresponding adjustment to the related right of use asset if the Company changes its assessment of whether it will exercise an extension or a termination option.

**Swaraj Green Power and Fuel Limited**  
**Notes to Consolidated financial statements for the year ended 31 March 2025**

**(o) Impairment of Assets**

The carrying value of assets/ cash generating units at each balance sheet date are reviewed for impairment. If any indication of impairment exists, the recoverable amount of such assets is estimated and impairment is recognized, if the carrying amount of these assets exceeds their recoverable amount. The recoverable amount is the greater of the net selling price and their value in use. Value in use is arrived at by discounting the future cash flows expected to arise from the continuing use of an asset and from its disposal at the end of its useful life to their present value based on an appropriate discount factor. When there is indication that an impairment loss recognized for an asset in earlier accounting periods no longer exists or may have decreased, such reversal of impairment loss is recognized in the statement of profit and loss, except in case of revalued assets.

**(p) Taxes**

Income tax expense comprises current tax and deferred tax and is recognized in the Statement of Profit and Loss except to the extent it relates to items directly recognized in Equity or in OCI.

**a) Current income tax**

Current income tax assets and liabilities for the current and prior periods are measured at the amount expected to be recovered from or paid to the taxation authorities using the tax rates and tax laws that are enacted or substantively enacted by the balance sheet date and applicable for the period.

Current tax items in correlation to the underlying transaction relating to OCI and Equity are recognized in OCI and in Equity respectively.

Management periodically evaluates positions taken in the tax returns with respect to situations in which applicable tax regulations are subject to interpretation and establishes provisions where appropriate on the basis of amounts expected to be paid to the tax authorities.

The Company offsets current tax assets and current tax liabilities, where it has a legally enforceable right to set off the recognized amounts and where it intends either to settle on a net basis or to realise the assets and settle the liabilities simultaneously.

**b) Deferred income tax**

Deferred income tax is recognized using the balance sheet approach. Deferred income tax assets and liabilities are recognized for deductible and taxable temporary differences arising between the tax base of assets and liabilities and their carrying amount in financial statements, except when the deferred income tax arises from the initial recognition of goodwill or an asset or liability in a transaction that is not a business combination and affects neither accounting nor taxable profits or loss at the time of the transaction. Deferred tax assets are recognized for deductible temporary differences, the carry forward of unused tax credits and any unused tax losses to the extent that it is probable that taxable profit will be available against which the deductible temporary differences, and the carry forward of unused tax credits and unused tax losses can be utilised. The carrying amount of deferred tax assets is reviewed at each balance sheet date and reduced to the extent that it is no longer probable that sufficient taxable profit will be available to allow all or part of the deferred tax assets to be utilised. Unrecognised deferred tax assets are re-assessed at each balance sheet date and are recognised to the extent that it has become probable that future taxable profits will allow the deferred tax asset to be recovered. Deferred tax assets and liabilities are measured at the tax rates that are expected to apply in the year when the asset is realised or the liability is settled, based on tax rates (and tax laws) that have been enacted or substantively enacted at the balance sheet date. Deferred tax assets include Minimum Alternate Tax (MAT) paid in accordance with the tax laws to the extent it is likely to give future economic benefits in the form of availability to set off against future income tax liability. Accordingly, MAT is recognised as deferred tax asset in the balance sheet when the asset can be measured reliably and it is probable that the future economic benefit associated with the asset will be realised. Deferred tax assets and deferred tax liabilities are offset if a legally enforceable right exists to set off deferred tax assets against deferred tax liabilities and the deferred taxes relate to the same taxable entity and the same taxation authority.

**(q) Earnings per share**

Basic earnings per share are calculated by dividing the net profit or loss for the period attributable to equity shareholders by the weighted average number of equity shares outstanding during the period. The weighted average number of equity shares outstanding during the period are adjusted for events of bonus shares.

For the purpose of calculating diluted earnings per share, the net profit or loss for the period attributable to equity shareholders and the weighted average number of shares outstanding during the period are adjusted for the effects of all dilutive potential equity shares.

**(r) Cash and Cash equivalents**

Cash and cash equivalents in the Balance sheet comprise cash on hand, cheques on hand, balance with banks on current accounts and short term, highly liquid investments with an original maturity of three months or less and which carry insignificant risk of changes in value.

For the purpose of the Cash Flow Statement, Cash and cash equivalents consist of Cash and cash equivalents, as defined above and net of outstanding book overdrafts as they are considered an integral part of the Company's cash management.

**Swaraj Green Power and Fuel Limited**

**Notes to Consolidated financial statements for the year ended 31 March 2025**

**(s) Cash flow statements**

Cash flows are reported using the indirect method, whereby profit/loss before tax is adjusted for the effects of transactions of a non-cash nature, any deferrals or accruals of past or future operating cash receipts or payments and item of income or expenses associated with investing or financing flows. The cash flows from operating, investing and financing activities of the Company are segregated.

**(t) Provisions, Contingent Liabilities and Contingent Assets:**

Provisions are recognised for liabilities that can be measured only by using a substantial degree of estimation, if

- a. The company has a present obligation as a result of a past event.
- b. A probable outflow of resources is expected to settle the obligation and
- c. The amount of the obligation can be easily estimated.

Contingent Liability is disclosed in the case of

- a. A present obligation arising from a past event, when it is not probable that an outflow of resources will be required to settle the obligation.
- b. A possible obligation, unless the probability of outflow of resources is remote.

Depending on facts of each case and after due evaluation of relevant legal aspects, claims against the company not acknowledged as debts are disclosed as contingent liabilities. In respect of statutory matters, contingent liabilities are disclosed only for those demand(s) that are contested by the company.

Contingent Assets are neither recognised nor disclosed.

**(u) Estimation of Defined benefit obligations**

The cost of the defined benefit gratuity plan and the present value of the gratuity obligation are determined using actuarial valuations. An actuarial valuation involves making various assumptions that may differ from actual developments in the future. These include the determination of the discount rate, future salary increases and mortality rates. Due to the complexities involved in the valuation and its long-term nature, a defined benefit obligation is highly sensitive to changes in these assumptions. All assumptions are reviewed at each financial year end. The parameter most subject to change is the discount rate. In determining the appropriate discount rate for plans, the actuary considers the interest rates of government bonds. The mortality rate is based on publicly available mortality tables. Those mortality tables tend to change only at interval in response to demographic changes. Future salary increases and gratuity increases are based on expected future inflation rates.

**(v) Government Subsidy/grant**

Government grants are recognised at fair value when there is reasonable assurance that the grant would be received and the Company would comply with all the conditions attached with them. Government grants related to PPE are treated as deferred income (included under non-current liabilities with current portion considered under current liabilities) and are recognized and credited in the Statement of Profit and Loss on a systematic and rational basis over the estimated useful life of the related asset and included under "Other Income". Government grants related to revenue nature are recognized on a systematic basis in the Statement of Profit and Loss over the periods necessary to match them with the related costs which they are intended to compensate and are adjusted with the related expenditure.

If not related to a specific expenditure, it is taken as income and presented under "Other Income".

**(w) Classification of Assets and Liabilities as Current and Non Current**

All assets and liabilities are classified as current or non current as per the Company's normal operating cycle and other criteria set out in Schedule III of the Companies Act, 2013. Based on the nature of products and time between the acquisition of assets for processing and their realisation in cash and cash equivalents, 12 months has been considered by the company for the purpose of current, non current classification of assets and liabilities.

3 (a) Property, plant and equipment

	Land, Land and Site Development	Building	Plant & Machinery	Electrical Installation - Office	Office Equipment	Furniture and Fixtures	Computers	Water Treatment Plant - Co-gen Division	Water Supply System - Sugar Division	Vehicles	Total	Capital work-in-progress
<b>As at 31 March 2025</b>												
Gross carrying amount	2,221.56	480.33	4,274.07	0.01	2.65	3.24	5.83	23.92	2.01	304.84	7,316.46	0.59
Opening gross carrying amount	-	104.13	259.90	-	0.33	0.53	0.73	-	-	149.16	484.78	-
Additions	-	-	-	-	-	-	-	-	-	(1.22)	(1.22)	-
Disposals	-	-	-	-	-	-	-	-	-	-	-	-
Impairment / Writeoff	-	-	-	-	-	-	-	-	-	-	-	-
Transfers*	-	-	-	-	-	-	-	-	-	-	-	(0.59)
Closing gross carrying amount	2,221.56	584.46	4,203.97	0.01	2.98	3.77	6.56	23.92	2.01	492.78	7,802.02	-
Accumulated depreciation	-	-	-	-	-	-	-	-	-	-	-	-
Opening accumulated depreciation	-	97.25	583.38	0.00	1.51	1.09	3.45	4.77	0.67	63.88	756.00	-
Depreciation charge during the year	-	40.95	624.74	0.00	0.53	0.62	1.65	1.55	0.24	96.85	767.13	-
Disposals	-	-	-	-	-	-	-	-	-	(1.09)	(1.09)	-
Closing accumulated depreciation	-	138.20	1,208.12	0.00	2.04	1.71	5.10	6.32	0.91	159.64	1,522.04	-
Net carrying amount	2,221.56	446.26	3,295.85	0.01	0.94	2.06	1.46	17.60	1.10	283.14	6,279.98	-
<b>As at 31 March 2024</b>												
Gross carrying amount	1,465.20	337.04	2,116.89	0.01	2.27	2.41	3.77	23.92	2.01	70.60	4,024.12	1,600.60
Opening gross carrying amount	756.36	143.29	2,406.98	-	0.38	0.83	2.06	-	-	251.24	3,544.14	-
Additions	-	-	(249.80)	-	-	-	-	-	-	-	(249.80)	-
Disposals	-	-	-	-	-	-	-	-	-	-	-	-
Impairment / Writeoff	-	-	-	-	-	-	-	-	-	-	-	-
Transfers*	-	-	-	-	-	-	-	-	-	-	-	(1,600.01)
Closing gross carrying amount	2,221.56	460.33	4,274.07	0.01	2.65	3.24	5.83	23.92	2.01	304.84	7,318.46	0.59
Accumulated depreciation	-	-	-	-	-	-	-	-	-	-	-	-
Opening accumulated depreciation	-	65.36	269.67	0.00	0.82	0.55	1.74	3.09	0.37	20.10	361.70	-
Depreciation charge during the year	-	31.89	438.39	0.00	0.69	0.54	1.71	1.68	0.30	43.78	518.98	-
Disposals	-	-	(124.68)	-	-	-	-	-	-	-	(124.68)	-
Closing accumulated depreciation	-	97.25	583.38	0.00	1.51	1.09	3.45	4.77	0.67	63.88	756.00	-
Net carrying amount	2,221.56	383.08	3,690.69	0.01	1.14	2.15	2.38	19.15	1.34	240.96	6,562.46	0.59



Sveraj Green Power and Fuel Limited  
Notes to Consolidated financial statements for the year ended 31 March 2025  
(All amounts in INR millions, unless otherwise stated)

3 (a) Property, plant and equipment  
Capital work in progress (CWIP) Ageing Schedule

Amount in CWIP for a period of	As at 31 March 2025	As at 31 March 2024	As at 01 April 2023
<b>Projects in progress</b>			
Less than 1 year	-	-	1,579.38
1-2 years	-	0.59	21.22
2-3 years	-	-	-
More than 3 years	-	-	-
<b>Total</b>	-	<b>0.59</b>	<b>1,600.60</b>
<b>Projects temporarily suspended</b>			
Less than 1 year	-	-	-
1-2 years	-	-	-
2-3 years	-	-	-
More than 3 years	-	-	-
<b>Total</b>	-	-	-

There are no capital-work-in progress, whose completion is overdue or has exceeded its cost compared to its original plan.

Swaraj Green Power and Fuel Limited

Notes to Consolidated financial statements for the year ended 31 March 2025

(All amounts in INR millions, unless otherwise stated)

3 (b) Right of Use Assets

Following are the changes in the carrying value of right of use:

	Buildings	Total
<b>As at 31 March 2025</b>		
Opening gross carrying amount	11.27	11.27
Additions	-	-
Disposals	(11.27)	(11.27)
<b>Closing gross carrying amount</b>	-	-
<b>Accumulated depreciation</b>		
Opening accumulated depreciation	1.88	1.88
Depreciation charge during the year	1.32	1.32
Disposals	(3.20)	(3.20)
<b>Closing accumulated depreciation</b>	-	-
<b>Net carrying amount</b>	-	-
<b>As at 31 March 2024</b>		
Opening gross carrying amount	-	-
Additions	11.27	11.27
Disposals	-	-
<b>Closing gross carrying amount</b>	11.27	11.27
<b>Accumulated depreciation</b>		
Opening accumulated depreciation	-	-
Depreciation charge during the year	1.88	1.88
Disposals	-	-
<b>Closing accumulated depreciation</b>	1.88	1.88
<b>Net carrying amount</b>	9.39	9.39
<b>As at 01 April 2023</b>		
Opening gross carrying amount	-	-
Additions	-	-
Disposals	-	-
<b>Closing gross carrying amount</b>	-	-
<b>Accumulated depreciation</b>		
Opening accumulated depreciation	-	-
Depreciation charge during the year	-	-
Disposals	-	-
<b>Closing accumulated depreciation</b>	-	-
<b>Net carrying amount</b>	-	-

The aggregate depreciation expense on ROU assets is included under depreciation and amortisation expense in the Statement of Profit and Loss.

**Swaraj Green Power and Fuel Limited**

Notes to Consolidated financial statements for the year ended 31 March 2025

(All amounts in INR millions, unless otherwise stated)

**3 (b) Right of Use Assets**

The following is the break-up of current and non-current lease liabilities for the year ended 31 March 2025

Particulars	As at 31 March 2025	As at 31 March 2024	As at 01 April 2023
Current Lease liabilities	-	1.77	-
Non-Current Lease liabilities	-	8.08	-
	-	9.85	-

The following is the movement in lease liabilities:

Particulars	As at 31 March 2025	As at 31 March 2024	As at 01 April 2023
Opening Balance	9.85	-	-
Additions / Modification	-	11.27	-
Less : Deletions	8.84	-	-
Accretion of interest	0.49	0.78	-
Less : Payments	1.50	2.20	-
Closing Balance	-	9.85	-

The table below provides details regarding the contractual maturities of lease liabilities of non-cancellable contractual commitments as on an undiscounted basis.

Particulars	As at 31 March 2025	As at 31 March 2024	As at 01 April 2023
Less than one year	-	2.59	-
One to five years	-	9.09	-
More than five years	-	-	-

The Company does not face a significant liquidity risk with regard to its lease liabilities as the current assets are sufficient to meet the obligations related to lease liabilities as and when they fall due.

The following are the amounts recognised in profit or loss:

Particulars	As at 31 March 2025	As at 31 March 2024	As at 01 April 2023
Depreciation expense of right-of-use assets	1.32	1.88	-
Interest expense on lease liabilities	0.49	0.78	-

Swaraj Green Power and Fuel Limited

Notes to Consolidated financial statements for the year ended 31 March 2025

(All amounts in INR millions, unless otherwise stated)

4 (a) Intangible assets

	Computer Software	Total
<b>As at 31 March 2025</b>		
<b>Gross carrying amount</b>		
Opening gross carrying amount	0.07	0.07
Additions	-	-
Disposals	-	-
<b>Closing gross carrying amount</b>	<b>0.07</b>	<b>0.07</b>
<b>Accumulated amortisation</b>		
Opening accumulated amortisation	-	-
Amortisation charge during the year	-	-
Disposals	-	-
<b>Closing accumulated amortisation</b>	<b>-</b>	<b>-</b>
<b>Net carrying amount</b>	<b>0.07</b>	<b>0.07</b>
<b>As at 31 March 2024</b>		
<b>Gross carrying amount</b>		
Opening gross carrying amount	0.07	0.07
Additions	-	-
Disposals	-	-
<b>Closing gross carrying amount</b>	<b>0.07</b>	<b>0.07</b>
<b>Accumulated amortisation</b>		
Opening accumulated amortisation	-	-
Amortisation charge during the year	-	-
Disposals	-	-
<b>Closing accumulated amortisation</b>	<b>-</b>	<b>-</b>
<b>Net carrying amount</b>	<b>0.07</b>	<b>0.07</b>
<b>As at 01 April 2023</b>		
<b>Gross carrying amount</b>		
Opening gross carrying amount	0.07	0.07
Additions	-	-
Disposals	-	-
<b>Closing gross carrying amount</b>	<b>0.07</b>	<b>0.07</b>
<b>Accumulated amortisation</b>		
Opening accumulated amortisation	-	-
Amortisation charge during the year	-	-
Disposals	-	-
<b>Closing accumulated amortisation</b>	<b>-</b>	<b>-</b>
<b>Net carrying amount</b>	<b>0.07</b>	<b>0.07</b>

Notes:

All the intangible assets have been fully amortised to its residual value as at the date of transition to Ind AS i.e., 01st April 2022.

**Swaraj Green Power and Fuel Limited**

Notes to Consolidated financial statements for the year ended 31 March 2025

(All amounts in INR millions, unless otherwise stated)

## 4 (b) Goodwill

	As at 31 March 2025	As at 31 March 2024	As at 01 April 2023
<b>Gross carrying amount</b>			
Opening gross carrying amount	0.05	0.05	0.05
Additions	-	-	-
Disposals	(0.05)	-	-
<b>Closing gross carrying amount</b>	-	<b>0.05</b>	<b>0.05</b>
<b>Accumulated amortisation</b>			
Opening accumulated amortisation	-	-	-
Amortisation charge during the year	-	-	-
Disposals	-	-	-
<b>Closing accumulated amortisation</b>	-	-	-
<b>Net carrying amount</b>	-	<b>0.05</b>	<b>0.05</b>

The goodwill was generated as a result of conversion of an associate company into a subsidiary company i.e. because of acquisition of more stake in Godsland Farmfresh Private Limited. The company was an Associate company as on 01st April 2022. The Company became a subsidiary Company with effect from 7 November 2022. However the shareholding was sold on 2nd September 2024. The goodwill was disposed as on 2nd of September 2024 as a result of loss of control on the subsidiary

Swaraj Green Power and Fuel Limited  
Notes to Consolidated financial statements for the year ended 31 March 2025  
(All amounts in INR millions, unless otherwise stated)

5 Investment

	As at 31 March 2025		As at 31 March 2024		As at 01 April 2023	
	Number of shares	Amount	Number of shares	Amount	Number of shares	Amount
<b>Investment in Equity Instruments</b>						
Unquoted						
- In Subsidiary						
Godsland FarmFresh Pvt Ltd* (Face Value :Rs. 10 Per share)	-	-	-	-	-	-
- In Other companies						
Baramati Sahakari Bank Ltd (Face Value :Rs. 20 Per share)	25,000	0.50	25,000	0.50	25,000	0.50
Kalyan Janata Sahakari Bank Ltd (Face Value :Rs. 25 Per share)	28,040	0.70	28,040	0.70	20,040	0.50
<b>Total Investment</b>	<b>53,040</b>	<b>1.20</b>	<b>53,040</b>	<b>1.20</b>	<b>45,040</b>	<b>1.00</b>
Aggregate amount of Quoted investments and market value thereof		-		-		-
Aggregate amount of Unquoted investments		1.20		1.20		1.00
Aggregate amount of impairment in value of investments		-		-		-

\* The company was an Associate company as on 01st April 2022. The Company became a subsidiary Company with effect from 7 November 2022. However the shareholding was sold on 2nd September 2024.

Details of company's Subsidiary at the end of reporting period

Name of subsidiaries / Associates	Place of incorporation and operation	Proportion of ownership interest and voting power held by the company		
		As at 31 March 2025	As at 31 March 2024	As at 01 April 2023
- In Subsidiary				
Godsland FarmFresh Pvt Ltd	India	0%	100%	100%

6 (a) Other non-current financial assets

	As at 31 March 2025	As at 31 March 2024	As at 01 April 2023
<b>Unsecured, considered good (measured at amortised cost)</b>			
Fixed Deposits	18.77	14.36	20.59
Government Incentives receivable	4.80	4.80	4.80
<b>Total other non-current financial assets</b>	<b>23.57</b>	<b>19.16</b>	<b>25.39</b>

6 (b) Other current financial assets

	As at 31 March 2025	As at 31 March 2024	As at 01 April 2023
Government Incentives receivable			
Fixed Deposits	747.35	529.67	291.99
Security deposits	9.62	7.79	-
Other receivables	13.40	48.75	30.32
	2.59	5.30	6.15
<b>Total other current financial assets</b>	<b>772.96</b>	<b>591.51</b>	<b>328.46</b>

7 (a) Other non-current assets

	As at 31 March 2025	As at 31 March 2024	As at 01 April 2023
Capital advances			
- Considered good	46.11	108.14	57.67
- Considered doubtful	2.79	2.79	2.79
Less: Provision for doubtful advances	48.90	110.93	60.46
	(2.79)	(2.79)	(2.79)
	46.11	108.14	57.67
<b>Total other non-current assets</b>	<b>46.11</b>	<b>108.14</b>	<b>57.67</b>

Swaraj Green Power and Fuel Limited  
Notes to Consolidated financial statements for the year ended 31 March 2025  
(All amounts in INR millions, unless otherwise stated)

7 (b) Other current assets

	As at 31 March 2025	As at 31 March 2024	As at 01 April 2023
<b>Balances with government authorities</b>			
-Considered good	219.20	364.30	319.51
-Considered doubtful	8.40	8.40	8.40
	227.60	372.70	327.91
Less: Provision for doubtful balances	(8.40)	(8.40)	(8.40)
	219.20	364.30	319.51
<b>Prepaid Expenses</b>			
Advances to Suppliers	30.03	27.22	15.89
-Considered good			
-Considered doubtful			
	410.95	228.56	218.55
Less: Provision for doubtful advances	13.42	18.57	18.57
	424.37	247.13	237.12
	(13.42)	(18.57)	(18.57)
	410.95	228.56	218.55
Advances to related parties*	1.22	-	-
Advances to Employees	0.69	1.38	1.90
<b>Total other current assets</b>	<b>662.09</b>	<b>621.46</b>	<b>555.85</b>

\* The company has issued advance in the nature of loans to its related party, for further details please refer note no 36.

8 Inventories\*

(Valued at lower of cost and net realisable value)

	As at 31 March 2025	As at 31 March 2024	As at 01 April 2023
<b>Consumables &amp; Spares on Hand</b>			
Finished goods	62.78	32.45	32.45
- Ethanol	4.61	1.81	99.84
- Sugar	406.05	961.24	1,120.90
Molasses, Spirit, Bagasse, Pressmud, Fertilizers & Ash	3,160.77	2,169.07	1,558.33
Work in Progress - Syrup & Sugar	374.50	522.48	498.40
<b>Total inventories</b>	<b>4,008.71</b>	<b>3,687.05</b>	<b>3,309.92</b>

\*Refer note 13 (a) and 14 for information of charges created on inventory.

9 Trade receivables

	As at 31 March 2025	As at 31 March 2024	As at 01 April 2023
<b>Trade receivables</b>			
Less: Loss Allowance	723.39	627.74	590.08
	(2.66)	(2.66)	(2.66)
<b>Total trade receivables</b>	<b>720.73</b>	<b>625.08</b>	<b>587.42</b>

Break-up of trade receivables

	As at 31 March 2025	As at 31 March 2024	As at 01 April 2023
<b>Undisputed</b>			
Trade receivables considered good - Secured	-	-	-
Trade receivables considered good - Unsecured	720.73	625.08	587.42
Trade receivables which have significant increase in credit risk	-	-	-
Trade receivable - credit impaired	2.66	2.66	2.66
	723.39	627.74	590.08
Less: Loss allowance	(2.66)	(2.66)	(2.66)
<b>Total undisputed trade receivables</b>	<b>720.73</b>	<b>625.08</b>	<b>587.42</b>
<b>Total disputed trade receivables</b>	<b>-</b>	<b>-</b>	<b>-</b>
<b>Total trade receivables</b>	<b>720.73</b>	<b>625.08</b>	<b>587.42</b>

Swaraj Green Power and Fuel Limited  
**Notes to Consolidated financial statements for the year ended 31 March 2025**  
 (All amounts in INR millions, unless otherwise stated)

**Aging of trade receivables:**

	Outstanding for following periods from the due date of payment					Total
	Less than 6 months	6 months to 1 year	1-2 years	2-3 years	More than 3 years	
<b>As at 31 March 2025</b>						
Undisputed Trade receivables – considered good	662.72	0.11	0.05	0.24	57.61	720.73
Undisputed Trade receivables – which have significant increase in credit risk	-	-	-	-	-	-
Undisputed Trade receivables – credit impaired	-	-	0.39	0.17	2.10	2.66
Disputed Trade receivables – considered good	-	-	-	-	-	-
Disputed Trade receivables – which have significant increase in credit risk	-	-	-	-	-	-
Disputed Trade receivables – credit impaired	-	-	-	-	-	-
	662.72	0.11	0.44	0.41	59.71	723.39
Less: Loss allowance	-	-	(0.39)	(0.17)	(2.10)	(2.66)
<b>Total</b>	<b>662.72</b>	<b>0.11</b>	<b>0.05</b>	<b>0.24</b>	<b>57.61</b>	<b>720.73</b>

	Outstanding for following periods from the due date of payment					Total
	Less than 6 months	6 months to 1 year	1-2 years	2-3 years	More than 3 years	
<b>As at 31 March 2024</b>						
Undisputed Trade receivables – considered good	565.82	0.05	-	2.89	56.32	625.08
Undisputed Trade receivables – which have significant increase in credit risk	-	-	-	-	-	-
Undisputed Trade receivables – credit impaired	-	-	0.04	1.07	1.55	2.66
Disputed Trade receivables – considered good	-	-	-	-	-	-
Disputed Trade receivables – which have significant increase in credit risk	-	-	-	-	-	-
Disputed Trade receivables – credit impaired	-	-	-	-	-	-
	565.82	0.05	0.04	3.96	57.87	627.74
Less: Loss allowance	-	-	(0.04)	(1.07)	(1.55)	(2.66)
<b>Total</b>	<b>565.82</b>	<b>0.05</b>	<b>-</b>	<b>2.89</b>	<b>56.32</b>	<b>625.08</b>

	Outstanding for following periods from the due date of payment					Total
	Less than 6 months	6 months to 1 year	1-2 years	2-3 years	More than 3 years	
<b>As at 01 April 2023</b>						
Undisputed Trade receivables – considered good	522.72	0.11	7.38	1.41	55.80	587.42
Undisputed Trade receivables – which have significant increase in credit risk	-	-	-	-	-	-
Undisputed Trade receivables – credit impaired	-	-	1.00	0.11	1.55	2.66
Disputed Trade receivables – considered good	-	-	-	-	-	-
Disputed Trade receivables – which have significant increase in credit risk	-	-	-	-	-	-
Disputed Trade receivables – credit impaired	-	-	-	-	-	-
	522.72	0.11	8.38	1.52	57.35	590.08
Less: Loss allowance	-	-	(1.00)	(0.11)	(1.55)	(2.66)
<b>Total</b>	<b>522.72</b>	<b>0.11</b>	<b>7.38</b>	<b>1.41</b>	<b>55.80</b>	<b>587.42</b>

**Swaraj Green Power and Fuel Limited**

Notes to Consolidated financial statements for the year ended 31 March 2025

(All amounts in INR millions, unless otherwise stated)

**10 Cash and cash equivalents**

	As at 31 March 2025	As at 31 March 2024	As at 01 April 2023
Balances with banks			
- in current accounts	4.53	120.79	24.83
- in escrow accounts	6.71	1.56	2.00
Deposits with maturity of less than three months	-	0.85	0.74
Cash on hand	0.19	0.28	2.35
<b>Total cash and cash equivalents</b>	<b>11.43</b>	<b>123.48</b>	<b>29.92</b>

**11 Loans**

	As at 31 March 2025	As at 31 March 2024	As at 01 April 2023
<b>Unsecured loans</b>			
- To others			
- Considered good*	90.02	-	-
- Considered doubtful	-	-	-
Less: Provision for doubtful balances	90.02	-	-
	-	-	-
	90.02	-	-
<b>Total loans</b>	<b>90.02</b>	<b>-</b>	<b>-</b>

\* The company on 30th March 2025, has entered in to an agreement with one of its debtors to grant loan of the below mentioned terms.

1. The tenure of the loan shall be 5 years, during which the company may recall for such loan at any point of time before the completion of aforesaid tenure by giving 30 days' notice in advance.

2. The said loan shall carry an interest of 9.5% per annum payable annually.

Note :- The amount of financial asset is inclusive of interest accrued of ₹ 0.02 million

**Swaraj Green Power and Fuel Limited**  
**Notes to Consolidated financial statements for the year ended 31 March 2025**  
**(All amounts in INR millions, unless otherwise stated)**

**Note 12: Equity share capital and other equity**

**12 (a) Equity share capital**

Authorised Equity share capital

	Number of shares	Amount
As at 01 April 2023	5,10,00,000	510.00
Increase during the year	-	-
As at 31 March 2024	5,10,00,000	510.00
Increase during the year	-	-
As at 31 March 2025	5,10,00,000	510.00

Authorised Preference share capital

	Number of shares	Amount
As at 01 April 2023	8,00,00,000	800.00
Increase during the year	-	-
As at 31 March 2024	8,00,00,000	800.00
Increase during the year	-	-
As at 31 March 2025	8,00,00,000	800.00

Issued, subscribed and fully paid up equity shares

	Number of shares	Amount
As at 01 April 2023	5,05,80,564	505.81
As at 31 March 2024	5,05,80,564	505.81
As at 31 March 2025	5,05,80,564	505.81

(i) Movements in equity share capital

	Number of shares	Equity share capital (par value)
As at 01 April 2023	5,05,80,564	505.81
Shares issued during the year	-	-
As at 31 March 2024	5,05,80,564	505.81
Shares issued during the year	-	-
As at 31 March 2025	5,05,80,564	505.81

Equity Shares: The Company has one class of equity shares having a par value of INR10 per share. Each shareholder is eligible for one vote per share held. In the event of liquidation, the equity shareholders are eligible to receive the remaining assets of the Company after distribution of all preferential amounts, in proportion to their shareholding.

**Swaraj Green Power and Fuel Limited**

Notes to Consolidated financial statements for the year ended 31 March 2025  
(All amounts in INR millions, unless otherwise stated)

**Note 12: Equity share capital and other equity**

(i) Details of equity shares held by shareholders holding more than 5% of the aggregate shares in the Company

Name of the shareholder	As at 31 March 2025		As at 31 March 2024		As at 01 April 2023	
	No. of shares	% holding	No. of shares	% holding	No. of shares	% holding
Mr. Ranjeetsinha Hindurao Naiknimbalkar	3,99,58,247	79%	3,09,52,986	61%	3,09,52,986	61%
*Hind Milk & Milk Products (Proprietor Ranjeetsinha Hindurao Naiknimbalkar)	-	0%	51,97,172	10%	51,97,172	10%
Ms. Tararaje Ranjeetsinha Naiknimbalkar	35,40,639	7%	63,12,375	12%	63,12,375	12%
Ms. Indiraraje Ranjeetsinha Naiknimbalkar	35,40,639	7%	63,12,375	12%	63,12,375	12%
Mrs. Jijamala Ranjeetsinha Naiknimbalkar	35,40,639	7%	18,05,256	4%	18,05,256	4%

The Company has not issued any bonus shares or allotted any shares without payment being received in cash during 5 years immediately preceding year ended 31 March 2025.

\*The shares held by "Hind Milk & Milk Products" are now transferred to "Mr. Ranjeetsinha Hindurao Naiknimbalkar"

(ii) Details of shareholding of promoters:

Name of the shareholder	As at 31 March 2025		As at 31 March 2024		Percentage of change during the year
	No. of shares	% holding	No. of shares	% holding	
Mr. Ranjeetsinha Hindurao Naiknimbalkar	3,99,58,247	79%	3,09,52,986	61%	29%
Mrs. Jijamala Ranjeetsinha Naiknimbalkar	35,40,639	7%	18,05,256	4%	96%

Name of the shareholder	As at 31 March 2024		As at 01 April 2023		Percentage of change during the year
	No. of shares	% holding	No. of shares	% holding	
Mr. Ranjeetsinha Hindurao Naiknimbalkar	3,09,52,986	61%	3,09,52,986	61%	0%
Mrs. Jijamala Ranjeetsinha Naiknimbalkar	18,05,256	4%	18,05,256	4%	0%

'Promoters' for the purpose of this disclosure means promoters as defined under Section 2(69) of Companies Act, 2013.

Swaraj Green Power and Fuel Limited

Notes to Consolidated financial statements for the year ended 31 March 2025

(All amounts in INR millions, unless otherwise stated)

Note 12: Equity share capital and other equity

12 (b) Other Equity	As at 31 March 2025	As at 31 March 2024	As at 01 April 2023
Securities premium (refer note below (i))	52.25	52.25	52.25
Retained earnings (refer note below (ii))	1,785.64	1,590.33	1,386.69
<b>Total reserves and surplus</b>	<b>1,840.89</b>	<b>1,642.58</b>	<b>1,438.94</b>

	As at 31 March 2025	As at 31 March 2024	As at 01 April 2023
<b>(i) Securities premium</b>			
Opening balance	52.25	52.25	52.25
Issue of securities at premium during the year	-	-	-
Utilization of securities premium as per sec 52, of the Companies Act 2013	-	-	-
<b>Closing Balance</b>	<b>52.25</b>	<b>52.25</b>	<b>52.25</b>
<b>(ii) Retained earnings</b>			
Opening balance	1,590.33	1,386.69	1,386.69
Net profit/ (loss) for the year	198.15	204.09	-
Items of other comprehensive income recognised directly in retained earnings	-	-	-
Remeasurement of post-employment benefit obligations	(1.16)	(0.45)	-
<b>Closing Balance</b>	<b>1,785.64</b>	<b>1,590.33</b>	<b>1,386.69</b>

a. Securities Premium

Securities premium is used to record the premium received on issue of shares and is utilised in accordance with the provisions of Companies Act, 2013.

b. Retained earnings

Retained earnings represents undistributed profits of the Company which can be distributed to its equity shareholders in accordance with the provisions of the Companies Act, 2013.

This includes revaluation reserve under previous GAAP transferred to retained earnings on adoption of Ind AS.

Svaraj Green Power and Fuel Limited  
Notes to Consolidated financial statements for the year ended 31 March 2025  
(All amounts in INR millions, unless otherwise stated)

13 (a) Non-current borrowings

	As at 31 March 2025	As at 31 March 2024 (Restated)	As at 01 April 2023 (Restated)
<b>Secured Loans</b>			
Term loans from banks	3,628.45	4,192.53	3,605.72
<b>Unsecured Loans</b>			
I&T Security Deposit	870.00	737.40	629.00
<b>From related parties*</b>			
Redeemable Non Convertible Non Cumulative Preference Shares	767.26	760.30	753.40
Redeemable Non Convertible Cumulative Preference Shares	95.18	89.91	84.65
<b>Total non-current borrowings</b>	<b>5,360.89</b>	<b>5,780.24</b>	<b>5,072.77</b>
Less: Current maturities of long term debt (included in note 14)	1,010.55	939.66	685.75
<b>Non-current borrowings</b>	<b>4,350.34</b>	<b>4,840.58</b>	<b>4,387.02</b>

\*The Amounts of liability are inclusive of accrued finance cost on the instrument.

Note 1:

The terms of term Loans are as follows:

Details of Loan	As at 31 March 2025		As at 31 March 2024		As at 01 April 2023	
	Non - Current	Current	Non - Current	Current	Non - Current	Current
<b>GECL-Union Bank of India-50570699000001</b> Repayable in 48 equated Monthly instalment of Rs. 42,22,917/- starting from March-2022. Interest rate is charged @ 1 Yr MCLR + 0.60% or 9.25% p.a. whichever is lower. Secured by first charge on the assets created out of this facility and shall also have second pari-passu charge on asset hypothecated against the existing credit facilities in the term of cash flows and security. Personal guarantee of Mr. Ranjitsinha Naikimbalkar (Promoter).	-	52.39	44.93	56.76	91.96	58.76
<b>Loan-GECL-BOI-05405410000067</b> Repayable in 47 instalments of Rs. 8,22,917/- each and 48th instalment of Rs. 8,22,501/- starting from April-2022. Interest rate is charged @ 1 Yr MCLR + 2.40% P.a. Secured by first pari-passu charge on entire fixed assets of company both present and future and second pari-passu charge on present as well as future current assets of the company. Personal guarantee of Mr. Ranjitsinha Naikimbalkar (Promoter).	-	5.45	7.67	9.88	18.53	9.88
<b>Loan-GECL-CBI-3885372141</b> Repayable in 48 monthly instalments of Rs. 45,60,000/- starting from April-2022. Interest rate is charged @ 1 Yr MCLR + 1.0% p.a or 9.25% P.a. whichever is lower. Secured by the first charge on asset created out of this facility and shall also have the second pari-passu charge with existing credit facilities in terms of cash flows and security. Personal guarantee of Mr. Ranjitsinha Naikimbalkar (Promoter).	0.05	54.00	54.56	54.00	108.94	54.00
<b>Loan-Term Loan-CBI-3343505386</b> Repayable in 27 Quarterly instalment of Rs. 1.86 crore starting from 31st March 2016 and last instalment of Rs. 1.67 crore payable on 30th June 2023. Interest rate is charged @ 9.9% p.a with monthly rests. Secured by first pari-passu charge by way of registered mortgage of project land & building, hypothecation of plant & machinery and other fixed assets along with other consortium banks and collaterally secured by way of first pari-passu charge on land owned by the company and shareholder Mr. Ranjitsinha Naikimbalkar and second pari-passu charge on current assets of the company secured by way of current assets of the company (both present and future). Personal guarantee of: a) Mr. Ranjitsinha Naikimbalkar (Promoter).	-	-	-	-	-	15.85
<b>Loan-Term Loan-CBI-360066371</b> Repayable in 27 Quarterly Instalment of Rs. 1.93 crore starting from 31st January 2019 and last instalment of Rs. 1.89 crore payable on 30th April 2026. Interest rate is charged @ 1 Yr MCLR + 0.25% P.a. Secured by first pari-passu charge by way of registered mortgage of project land & building, hypothecation of plant & machinery and other fixed assets along with other consortium banks and collaterally secured by way of first pari-passu charge on land owned by company and shareholder Mr. Ranjitsinha Naikimbalkar and second pari-passu charge on current assets of the company secured by way of current assets of the company (both present and future). Personal guarantee of Mr. Ranjitsinha Naikimbalkar (Promoter).	40.61	77.20	119.67	77.20	197.39	77.20
<b>Term Loan-SDE-IFCI-2014913001</b> The interest on the said loan shall be paid half yearly for the first 3 years from the date of disbursement of loan. Afterwards, it shall be paid half yearly in 15 instalments of Rs. 41.73 Lakhs along with the instalment of the repayment of the principal. Interest rate is charged @ 7.8% p.a with monthly rests. Secured by first pari-passu charge on entire project assets of the company for Project of 44.0 TCO Green Field sugar plant and 14.95 MW Co-Generation project.	-	-	-	-	-	6.76
<b>Term Loan-Union Bank of India-TI-1-50570639000256 (42.24 CR)</b> Secured by first pari-passu charge by way of registered mortgage of project land & building, hypothecation of plant & machinery and other fixed assets along with other consortium banks and collaterally secured by way of first pari-passu charge on land owned by the company and shareholder Mr. Ranjitsinha Naikimbalkar and second pari-passu charge on current assets of the company secured by way of current assets of the company (both present and future). Personal guarantee of Mr. Ranjitsinha Naikimbalkar (Promoter). Interest rate is charged @ 1 Yr MCLR+0.30% p.a. Repayable in 34 Quarterly Instalment of Rs. 1.21 crore start from 31st December 2019 and payable on 31st December, 31st March, 30th June and 30th September of every year and last instalment of Rs. 1.10 crore payable on 30th June 2028.	139.39	48.40	207.97	48.40	256.37	48.40

Swaraj Green Power and Fuel Limited  
Notes to Consolidated financial statements for the year ended 31 March 2025  
(All amounts in INR millions, unless otherwise stated)

Details of Loan	As at 31 March 2025		As at 31 March 2024		As at 01 April 2023	
	Non - Current	Current	Non - Current	Current	Non - Current	Current
<b>Term Loan-Union Bank of India-TL-III-505706390000267 (15.19 CR)</b> Secured by first pari passu charge by way of registered mortgage of project land & building, hypothecation of plant & machinery and other fixed assets along with other consortium banks and collateral secured by way of first pari passu charge on land owned by the company and shareholder Mr. Ranjitsinha Nainimbalkar and second pari passu charge on current assets of the company secured by way of current assets of the company(both present and future). Personal guarantee of Mr. Ranjitsinha Nainimbalkar (Promoter). Interest rate is charged @ 1 Yr MCLR+0.30% p.a. Repayable in 34 Quarterly instalment of Rs. 1.29 crore start from 31st December 2019 and payable on 31st December, 31st March, 30th June and 30th September of every year and last instalment of Rs. 1.33 crore payable on 30th June 2028.	173.54	51.60	225.38	51.60	276.98	51.60
<b>Term Loan-Union Bank of India-TL-III-505706390000268 (22.43 CR)</b> Repayable in 27 Quarterly Instalment of Rs. 1.61 crore starting from 31st December 2016 and last instalment of Rs. 1.53 crore payable on 31st December 2022. Interest rate is charged @ 10.75% p.a. Secured by first pari passu charge by way of registered mortgage of project land & building, hypothecation of plant & machinery and other fixed assets along with other consortium banks and collateral secured by way of first pari passu charge on land owned by the company and shareholder Mr. Ranjitsinha Nainimbalkar and second pari passu charge on current assets of the company secured by way of current assets of the company(both present and future). Personal guarantee of: a) Mr. Ranjitsinha Nainimbalkar (shareholder).	-	-	-	-	-	25.90
<b>Term Loan - Bank of India GECL A/c No. 054065410000072</b> Repayable in 48 instalments of Rs. 4,12,500/- each commencing 12 Months after the date of first disbursement but not later than 30.06.2022. However, Interest is to be paid as when it is serviced. Interest Rate @ 1 Yr MCLR + 1.00%, or 9.25% whichever is lower. Second charge on Factory Land, building, plant & machinery and other fixed assets located at Cat No.332A and 332B/2, Upalav, Pithan in the name of company excluding properties mentioned in collateral security. Collateral Security - First pari passu charge on land owned by company and promoter of the company. Secured by way of second charge on existing securities. Personal guarantee of Mr. Ranjitsinha Nainimbalkar (Promoter).	0.89	4.95	7.23	4.95	12.92	4.95
<b>Term Loan - Central Bank Of India GECL Loan A/c No.3182380848</b> Repayable in 48 equal instalments commencing in two years after disbursement. Interest to be served as and when applied. Interest Rate @ 1 Yr MCLR + 1.00% or 9.25% whichever is lower. Secured out of charge over the assets created out of the credit facility extended and second charge on all the existing collateral securities. Personal guarantee of Mr. Ranjitsinha Nainimbalkar (Promoter).	45.50	26.90	92.88	6.74	99.63	8.94
<b>Term Loan - Central Bank Of India Term Loan A/c No.31797930323</b> Repayable in 24 quarterly instalments of Rs. 5.67 Crores starting from November-2023. Interest rate is charged @ 1 Yr MCLR +0.35% P.a. adjusted for amortised borrowing cost. Secured by the first charge on assets created out of this facility and shall also have the second pari passu charge with existing credit facilities in terms of cash flows and security. Personal guarantee of Mr. Ranjitsinha Nainimbalkar (Promoter).	68.88	18.80	96.55	9.40	100.58	9.40
<b>Daimler Financial Services India Pvt Ltd Vehicle Loan A/c</b> Repayable in 60 equal monthly instalments of Rs.2,35,617/- commencing from 31.12.2021. Secured by the mortgage of the Vehicle purchased out of the said loan. Interest rate @ 6.859% P.a.	1.84	2.62	4.44	2.43	6.31	2.83
<b>Term Loan - Union Bank Of India GECL A/c No.505706390000005</b> Repayable in 48 equal monthly instalments of Rs.34,37,500/- after a moratorium of 24 months from the date of first disbursement. Interest rate @ 1 Yr MCLR+ 0.50% p.a. Interest to be serviced as and when debited in the account. Secured by second charge with the existing credit facilities, in terms of cash flows and securities, with charge of the assets financed under the scheme. Personal guarantee of Mr. Ranjitsinha Nainimbalkar (Promoter).	72.14	41.25	113.38	41.25	123.75	41.25
<b>Term Loan - Union Bank Of India Term Loan A/c No.505706390000295</b> Repayable in 24 quarterly instalments of Rs. 0.9333 Crores starting from November-2023. Interest rate is charged @ 1 Yr MCLR +0.35% P.a. Secured by the first pari passu charge on entire fixed assets of the company both present and future. Personal guarantee of Mr. Ranjitsinha Nainimbalkar (Promoter).	103.02	38.13	141.10	38.13	179.31	38.13
<b>Term Loan - Union Bank Of India Vehicle Loan A/c No.321706520005337</b> Repayable in 84 equated monthly instalments of Rs.3,05,779/- commencing from 16.03.2022. Secured by the mortgage of the Vehicle purchased out of the said loan. Personal guarantee of Mr. Ranjitsinha Nainimbalkar (Promoter).	10.46	2.88	11.92	3.67	13.99	3.67
<b>Term Loan - Central Bank Of India Term Loan A/c No.5253498758</b> Repayable in 24 quarterly instalments of Rs. 1.82 Crores starting from November-2023. Interest rate is charged @ 1 Yr MCLR + 0.35% p.a. Secured by the first charge on assets created out of this facility and shall also have the second pari passu charge with existing credit facilities in terms of cash flows and security. Personal guarantee of Mr. Ranjitsinha Nainimbalkar (Promoter).	276.26	72.67	383.02	36.03	403.80	36.43
<b>Term Loan - Union Bank Of India Vehicle Loan A/c No.505706390000334</b> Repayable in 24 quarterly instalments of Rs. 0.9375 Crores starting from November-2023. Interest rate is charged @ 1 Yr MCLR + 0.35% p.a. Secured by the first charge on assets created out of this facility and shall also have the second pari passu charge with existing credit facilities in terms of cash flows and security. Personal guarantee of Mr. Ranjitsinha Nainimbalkar (Promoter).	1,310.26	375.00	1,373.35	431.80	1,015.58	187.50

Sivara Green Power and Fuel Limited

Notes to Consolidated financial statements for the year ended 31 March 2023

(All amounts in INR millions, unless otherwise stated)

Details of Loan	As at 31 March 2025		As at 31 March 2024		As at 01 April 2023	
	Non - Current	Current	Non - Current	Current	Non - Current	Current
<p><b>Loan-Term Loan-CBI-546251832-Harvester</b>                      repayable in 32 quarterly instalments starting from 30.09.2023                      Interest rate is charged @ 1 Year MCLR + 0.35% with yearly reset  <b>PRIMARY SECURITY:</b> Registered mortgage of factory land at gat No.332A &amp; 332/B/2 adm. 21H 64R (53.48 acres or 21640 Sq. mtr) at Upalve, Tal - Phaltan, Dist.-Satarra in the name of the company and building erected thereon. Hypothecation of plant and machinery and other fixed assets of the company both present and future including assets created out of TL of UBI Hypothecation of plant and machinery and other fixed assets created out of Distillery expansion project. Hypothecation of entire current assets of the company (Both present &amp; future) excluding stock pledge with SBI Hypothecation of proposed plant and machinery of CBG plant and CO gen plant. Hypothecation of Harvesters, Tractors and Trailers  <b>COLLATERAL SECURITY:</b>                      Registered Mortgage of N A land 5 H 20R at Gat No.221, At &amp; Post Upalve, Tal. Phaltan, Dist. Satarra in the name of the company and Ranjitsingh Nimbalkar (Residential plot). NA Land adm. 4H0R (400 Gunthe) at Gat no 244, Hissa no.2 at Naik bomwadi, Tal. Phaltan, Dist. Satarra, in the name of company. NA Land admeasuring 2H 90R at Gat No. 332A, 332B/2 and 332C in the name of Mr.Ranjitsingh Naik Nimbalkar. Agricultural land situated at Gat No. 332/C, admeasuring 5H 35R in the name of the company. Land situated at Gat no 332/A, admn 1H 42R share, 332/B/2, admeasuring 91R and 322/C, admeasuring 58R in the name of company. Land situated at Gat No. 196, village Dhavale Wadi (Nimbhone) taluka Phaltan dist Satarra, admeasuring 3H 01R(30100 sq. MT) in the name of company. Industrial Land situated on land bearing survey no. 27/5 village Bhawaninagar (Rajauri) taluka Phaltan dist : Satarra. Admeasuring 0.38R (3300 sq. meters) in the name of promoter Mr. Ranjit singh Naik Nimbalkar. (Recently govt acquired 156 sqm towards widening of road).The difference amount is to be brought in as cash margin(FDR with lead bank). Land situated at Gat No 228 and 229 of Dalwadi, admn 8H 49R in the name of company. Land situated at Gat No 265,266 and 332 of Borkewadi, admn 23H 20R in the name of company. Land situated at Gat No 261, 262, 320, 256 and 322 of Upalave, admn 2H 53R in the name of company. Personal guarantee of Mr. Ranjitsingh Naiknimbalkar (Promoter).</p>	94.51	19.86	80.76	13.76	-	-
<p><b>Loan-Term Loan-CBI-548973119-Distillery Expansion</b>                      Interest rate is charged @ 1 Year MCLR + 0.35% with yearly reset, adjusted for amortised borrowing cost repayable in 24 quarterly instalments of Rs. 1.33Cr and last instalment of Rs.1.23Cr starting from 31.03.2024  <b>PRIMARY SECURITY:</b> Registered mortgage of factory land at gat No.332A &amp; 332/B/2 adm. 21H 64R (53.48 acres or 21640 Sq. mtr) at Upalve, Tal - Phaltan, Dist.-Satarra in the name of the company and building erected thereon. Hypothecation of plant and machinery and other fixed assets of the company both present and future including assets created out of TL of UBI Hypothecation of plant and machinery and other fixed assets created out of Distillery expansion project. Hypothecation of entire current assets of the company (Both present &amp; future) excluding stock pledge with SBI Hypothecation of proposed plant and machinery of CBG plant and CO gen plant. Hypothecation of Harvesters, Tractors and Trailers  <b>COLLATERAL SECURITY:</b>                      Registered Mortgage of N A land 5 H 20R at Gat No.221, At &amp; Post Upalve, Tal. Phaltan, Dist. Satarra in the name of the company and Ranjitsingh Nimbalkar (Residential plot). NA Land adm. 4H0R (400 Gunthe) at Gat no 244, Hissa no.2 at Naik bomwadi, Tal. Phaltan, Dist. Satarra, in the name of company. NA Land admeasuring 2H 90R at Gat No. 332A, 332B/2 and 332C in the name of Mr.Ranjitsingh Naik Nimbalkar. Agricultural land situated at Gat No. 332/C, admeasuring 5H 35R in the name of the company. Land situated at Gat no 332/A, admn 1H 42R share, 332/B/2, admeasuring 91R and 322/C, admeasuring 58R in the name of company. Land situated at Gat No. 196, village Dhavale Wadi (Nimbhone) taluka Phaltan dist Satarra, admeasuring 3H 01R(30100 sq. MT) in the name of company. Industrial Land situated on land bearing survey no. 27/5 village Bhawaninagar (Rajauri) taluka Phaltan dist : Satarra. Admeasuring 0.38R (3300 sq. meters) in the name of promoter Mr. Ranjit singh Naik Nimbalkar. (Recently govt acquired 156 sqm towards widening of road).The difference amount is to be brought in as cash margin(FDR with lead bank). Land situated at Gat No 228 and 229 of Dalwadi, admn 8H 49R in the name of company. Land situated at Gat No 265,266 and 332 of Borkewadi, admn 23H 20R in the name of company. Land situated at Gat No 261, 262, 320, 256 and 322 of Upalave, admn 2H 53R in the name of company. Personal guarantee of Mr. Ranjitsingh Naiknimbalkar (Promoter).</p>	163.14	53.20	206.97	53.20	-	-
<p><b>Loan-Term Loans-CBI-5576244707-Co Gen</b>                      Interest rate is charged @ 1 Year MCLR + 0.35% with yearly reset                      repayable in 22 quarterly instalments of Rs. 0.81Cr starting from 30.06.2025  <b>PRIMARY SECURITY:</b> Registered mortgage of factory land at gat No.332A &amp; 332/B/2 adm. 21H 64R (53.48 acres or 21640 Sq. mtr) at Upalve, Tal - Phaltan, Dist.-Satarra in the name of the company and building erected thereon. Hypothecation of plant and machinery and other fixed assets of the company both present and future including assets created out of TL of UBI Hypothecation of plant and machinery and other fixed assets created out of Distillery expansion project. Hypothecation of entire current assets of the company (Both present &amp; future) excluding stock pledge with SBI Hypothecation of proposed plant and machinery of CBG plant and CO gen plant. Hypothecation of Harvesters, Tractors and Trailers  <b>COLLATERAL SECURITY:</b>                      Registered Mortgage of N A land 5 H 20R at Gat No.221, At &amp; Post Upalve, Tal. Phaltan, Dist. Satarra in the name of the company and Ranjitsingh Nimbalkar (Residential plot). NA Land adm. 4H0R (400 Gunthe) at Gat no 244, Hissa no.2 at Naik bomwadi, Tal. Phaltan, Dist. Satarra, in the name of company. NA Land admeasuring 2H 90R at Gat No. 332A, 332B/2 and 332C in the name of Mr.Ranjitsingh Naik Nimbalkar. Agricultural land situated at Gat No. 332/C, admeasuring 5H 35R in the name of the company. Land situated at Gat no 332/A, admn 1H 42R share, 332/B/2, admeasuring 91R and 322/C, admeasuring 58R in the name of company. Land situated at Gat No. 196, village Dhavale Wadi (Nimbhone) taluka Phaltan dist Satarra, admeasuring 3H 01R(30100 sq. MT) in the name of company. Industrial Land situated on land bearing survey no. 27/5 village Bhawaninagar (Rajauri) taluka Phaltan dist : Satarra. Admeasuring 0.38R (3300 sq. meters) in the name of promoter Mr. Ranjit singh Naik Nimbalkar. (Recently govt acquired 156 sqm towards widening of road).The difference amount is to be brought in as cash margin(FDR with lead bank). Land situated at Gat No 228 and 229 of Dalwadi, admn 8H 49R in the name of company. Land situated at Gat No 265,266 and 332 of Borkewadi, admn 23H 20R in the name of company. Land situated at Gat No 261, 262, 320, 256 and 322 of Upalave, admn 2H 53R in the name of company. Personal guarantee of Mr. Ranjitsingh Naiknimbalkar (Promoter).</p>	0.10	-	0.10	-	-	-

Swaraj Green Power and Fuel Limited  
 Notes to Consolidated financial statements for the year ended 31 March 2025  
 (All amounts in INR - millions, unless otherwise stated)

Details of Loan	As at 31 March 2025		As at 31 March 2024		As at 01 April 2023	
	Non - Current	Current	Non - Current	Current	Non - Current	Current
<b>Loan-Term Loan-HDFC Bank Limited-Harvester</b> Repayable in 60 monthly instalments of Rs. 10,37,918 each starting from 01/01/2024. Interest rate is charged @ 8.85% p.a. Personal guarantee of Mr. Ranjitsinha Naiknimbalkar (Promoter).	30.02	9.53	34.94	12.48	-	-
<b>Loan-Vehicle Loan-UBI-01322652000065</b> Repayable in 84 monthly instalments of Rs.68856/- starting from 31-12-2023. Interest rate is charged @ 8.85 % p.a (BBLR + 0.45%). Personal guarantee of Mr. Ranjitsinha Naiknimbalkar (Promoter).	2.89	0.85	3.36	0.82	-	-
<b>Term Loan-UBI-TL-79270644000001-Harvester</b> Repayment in 81 monthly instalments of Rs. 41,54,754/- starting from 31/12/24. Interest rate is 1 Yr MCLR + 0.35% P.a. Secured against hypothecation of machinery/equipment's purchased out of the term loan. Personal guarantee of Mr. Ranjitsinha Naiknimbalkar (Promoter).	56.85	49.86	-	-	-	-
<b>Secured Loans-HDFC Bank Ltd-LAF-83150722</b> Repayable in 120 EMI of Rs 3,56,453 each. Interest charged @ 11% P.a.	7.52	4.76	10.99	4.76	13.93	4.76
<b>Total</b>	<b>2,617.90</b>	<b>1,010.55</b>	<b>3,232.97</b>	<b>959.66</b>	<b>2,919.97</b>	<b>685.75</b>

(b) Unsecured Loans - Preference Shares \*

	Rate	As at 31 March 2025	As at 31 March 2024	As at 01 April 2023	Term
<b>Redeemable Non Convertible Cumulative Preference Shares</b> 52,62,359 Shares of Rs. 10/- Each (31st March 2024 : 52,62,359 shares)	10.00%	95.18	89.91	84.65	Redeemable on demand within 20 years from date of allotment.
<b>Redeemable Non Convertible Non Cumulative Preference Shares</b> 7,47,37,641 Shares of Rs. 10/- Each (31st March 2024 : 7,47,37,641 shares)	0.10%	767.26	760.30	753.40	

\*The Amounts of liability are inclusive of accrued finance cost on the instrument.

Note 2

Net debt reconciliation

Reconciliation of borrowings outstanding at the beginning and end of the year:

Borrowings movement	As at 31 March 2025		As at 31 March 2024		As at 01 April 2023	
	Noncurrent	Current	Noncurrent	Current	Noncurrent	Current
Balance at beginning of the year (including current maturities)	3,232.97	959.66	2,919.97	685.75	1,864.88	536.73
Cash Flow (Repayment)/ Proceeds*	(613.07)	50.89	(313.00)	273.91	1,053.09	149.02
Non cash changes	-	-	-	-	-	-
Amortised borrowing cost	-	-	-	-	-	-
Balance as at end of the year (including current maturities)	<b>2,617.90</b>	<b>1,010.55</b>	<b>3,232.97</b>	<b>959.66</b>	<b>2,919.97</b>	<b>685.75</b>

\* Amount shown is net cash inflow / outflow

Svensj Green Power and Fuel Limited  
 Notes to Consolidated financial statements for the year ended 31 March 2025  
 (All amounts in INR millions, unless otherwise stated)

13 (b) Lease Liabilities

Particulars	As at 31 March 2025	As at 31 March 2024	As at 01 April 2023
Current Lease liabilities	-	1.77	-
Non-Current Lease liabilities	-	8.08	-
<b>Total</b>	-	<b>9.85</b>	-

14 Current borrowings

	As at 31 March 2025	As at 31 March 2024	As at 01 April 2023
Repayable on Demand			
Secured			
From banks			
Working Capital Loans from Banks	3,450.33	3,141.41	2,351.99
Current maturities of long-term debt	1,010.55	959.66	685.75
Term Loans	43.38	68.14	85.74
<b>Total current borrowings</b>	<b>4,504.26</b>	<b>4,169.21</b>	<b>3,123.48</b>

Note 1:

The terms of working capital loans are as follows:

Working capital loans	As at 31 March 2025	As at 31 March 2024	As at 01 April 2023
<b>Central Bank Pledge Loan A/c No.3522479191</b> Secured by first pari passu charge on entire current assets (except for pledge stock & bill discounted) of existing unit. Both present and future along with union bank of India on Reciprocal basis. Interest charged @ 1 Yr MCLR + 0.25% P.a. Personal guarantee of Mr. Ranjitsinha Naiknimbalkar (Promoter).	914.25	2,330.42	1,137.08
<b>IDBI Bank Cash Credit (Pledge) Loan A/c No.0469655100001599</b> Secured by first charge by way of Pledge of Sugar and collaterally secured by way of first charge on PDC cheque of Mr. Ranjitsinha Naiknimbalkar (Promoter) for the overall pledge limit and personal guarantees by Mr. Ranjitsinha Naiknimbalkar (Promoter).	-	-	(0.25)
<b>Central Bank Over Draft A/c No.3547009825</b> Secured by first pari passu charge on entire current assets (except for pledge stock & bill discounted) of existing unit. Both present and future along with union bank of India on Reciprocal basis. Interest charged @ 1 Yr MCLR + 0.25% P.a. Personal guarantee of Mr. Ranjitsinha Naiknimbalkar (Promoter).	164.28	157.56	141.57
<b>State Bank of India RDL A/c No.4143819036</b> Secured by first charge by way of Pledge of Sugar and personal guarantee by Mr. Ranjitsinha Naiknimbalkar (Promoter).	-	-	129.35
<b>State Bank of India RDL A/c No.41453722152</b> Secured by first charge by way of Pledge of Sugar and personal guarantee by Mr. Ranjitsinha Naiknimbalkar (Promoter).	-	-	72.81
<b>State Bank of India RDL A/c No.41482413399</b> Secured by first charge by way of Pledge of Sugar and personal guarantee by Mr. Ranjitsinha Naiknimbalkar (Promoter).	-	-	72.81
<b>State Bank of India RDL A/c No.41583280599</b> Secured by first charge by way of Pledge of Sugar and personal guarantee by Mr. Ranjitsinha Naiknimbalkar (Promoter).	-	-	131.06
<b>State Bank of India RDL A/c No.41626942616</b> Secured by first charge by way of Pledge of Sugar and personal guarantee by Mr. Ranjitsinha Naiknimbalkar (Promoter).	-	-	116.50
<b>State Bank of India RDL A/c No.41635801266</b> Secured by first charge by way of Pledge of Sugar and personal guarantee by Mr. Ranjitsinha Naiknimbalkar (Promoter).	-	-	67.38
<b>Union Bank of India Cash Credit A/c No.505705010050059</b> First pari passu charge on entire current assets of the company both present and future except the pledged stock. Interest charged @ 1 Yr MCLR + 0.30% P.a. Personal guarantee of Mr. Ranjitsinha Naiknimbalkar (Promoter).	342.80	653.51	236.69
<b>The Kalyan Janata Sahakari Bank Ltd Pledge Loan A/c No.25</b> Exclusive first charge on stock of Sugar and or Molasses kept under pledge in designated godown as per commodity arrival receipt/storage receipt issued by Collateral manager and personal guarantees by Mr. Ranjitsinha Naiknimbalkar (Promoter).	-	(0.08)	226.20
<b>Loan-UBI-CC-792705020000010</b> First pari passu charge on entire current assets of the company both present and future except the pledged stock. Interest charged @ 1 Yr MCLR + 0.30% P.a. Personal guarantee of Mr. Ranjitsinha Naiknimbalkar (Promoter).	50.00	-	-
<b>Loan-UBI-CC-792705020000011</b> First pari passu charge on entire current assets of the company both present and future except the pledged stock. Interest charged @ 1 Yr MCLR + 0.30% P.a. Personal guarantee of Mr. Ranjitsinha Naiknimbalkar (Promoter).	50.00	-	-
<b>Loan-UBI-CC-792705020000013</b> First pari passu charge on entire current assets of the company both present and future except the pledged stock. Interest charged @ 1 Yr MCLR + 0.30% P.a. Personal guarantee of Mr. Ranjitsinha Naiknimbalkar (Promoter).	52.00	-	-
<b>Loan-UBI-CC-792705020000014</b> First pari passu charge on entire current assets of the company both present and future except the pledged stock. Interest charged @ 1 Yr MCLR + 0.30% P.a. Personal guarantee of Mr. Ranjitsinha Naiknimbalkar (Promoter).	52.00	-	-

Svaraj Green Power and Fuel Limited  
Notes to Consolidated financial statements for the year ended 31 March 2025  
(All amounts in INR millions, unless otherwise stated)

Working capital loans	As at 31 March 2025	As at 31 March 2024	As at 01 April 2023
<b>Loan-UBI-CC-792705020000015</b> First pari passu charge on entire current assets of the company both present and future except the pledged stock. Interest charged @ 1 Yr MCLR + 0.30% P.a. Personal guarantee of Mr. Ranjitsinha Naiknimbalkar (Promoter).	52.00	-	-
<b>Loan-UBI-CC-792705020000016</b> First pari passu charge on entire current assets of the company both present and future except the pledged stock. Interest charged @ 1 Yr MCLR + 0.30% P.a. Personal guarantee of Mr. Ranjitsinha Naiknimbalkar (Promoter).	52.00	-	-
<b>Loan-UBI-CC-792705020000017</b> First pari passu charge on entire current assets of the company both present and future except the pledged stock. Interest charged @ 1 Yr MCLR + 0.30% P.a. Personal guarantee of Mr. Ranjitsinha Naiknimbalkar (Promoter).	52.00	-	-
<b>Loan-UBI-CC-792705020000018</b> First pari passu charge on entire current assets of the company both present and future except the pledged stock. Interest charged @ 1 Yr MCLR + 0.30% P.a. Personal guarantee of Mr. Ranjitsinha Naiknimbalkar (Promoter).	52.00	-	-
<b>Loan-UBI-CC-792705020000019</b> First pari passu charge on entire current assets of the company both present and future except the pledged stock. Interest charged @ 1 Yr MCLR + 0.30% P.a. Personal guarantee of Mr. Ranjitsinha Naiknimbalkar (Promoter).	52.00	-	-
<b>Loan-UBI-CC-792705020000020</b> First pari passu charge on entire current assets of the company both present and future except the pledged stock. Interest charged @ 1 Yr MCLR + 0.30% P.a. Personal guarantee of Mr. Ranjitsinha Naiknimbalkar (Promoter).	52.00	-	-
<b>Loan-CBI-CC-5771104212</b> Secured by first pari passu charge on entire current assets (except for pledge stock & bill discounted) of existing unit. Both present and future along with union bank of India on Reciprocal basis. Interest charged @ 1 Yr MCLR + 0.25% P.a. Personal guarantee of Mr. Ranjitsinha Naiknimbalkar (Promoter).	50.32	-	-
<b>Loan-CBI-CC-5776829802</b> Secured by first pari passu charge on entire current assets (except for pledge stock & bill discounted) of existing unit. Both present and future along with union bank of India on Reciprocal basis. Interest charged @ 1 Yr MCLR + 0.25% P.a. Personal guarantee of Mr. Ranjitsinha Naiknimbalkar (Promoter).	50.09	-	-
<b>Loan-CBI-CC-5776830679</b> Secured by first pari passu charge on entire current assets (except for pledge stock & bill discounted) of existing unit. Both present and future along with union bank of India on Reciprocal basis. Interest charged @ 1 Yr MCLR + 0.25% P.a. Personal guarantee of Mr. Ranjitsinha Naiknimbalkar (Promoter).	50.09	-	-
<b>Loan-CBI-CC-5776830771</b> Secured by first pari passu charge on entire current assets (except for pledge stock & bill discounted) of existing unit. Both present and future along with union bank of India on Reciprocal basis. Interest charged @ 1 Yr MCLR + 0.25% P.a. Personal guarantee of Mr. Ranjitsinha Naiknimbalkar (Promoter).	50.09	-	-
<b>Loan-CBI-CC-5776831254</b> Secured by first pari passu charge on entire current assets (except for pledge stock & bill discounted) of existing unit. Both present and future along with union bank of India on Reciprocal basis. Interest charged @ 1 Yr MCLR + 0.25% P.a. Personal guarantee of Mr. Ranjitsinha Naiknimbalkar (Promoter).	50.09	-	-
<b>Loan-CBI-CC-5776831301</b> Secured by first pari passu charge on entire current assets (except for pledge stock & bill discounted) of existing unit. Both present and future along with union bank of India on Reciprocal basis. Interest charged @ 1 Yr MCLR + 0.25% P.a. Personal guarantee of Mr. Ranjitsinha Naiknimbalkar (Promoter).	50.09	-	-
<b>Loan-CBI-CC-5776831414</b> Secured by first pari passu charge on entire current assets (except for pledge stock & bill discounted) of existing unit. Both present and future along with union bank of India on Reciprocal basis. Interest charged @ 1 Yr MCLR + 0.25% P.a. Personal guarantee of Mr. Ranjitsinha Naiknimbalkar (Promoter).	50.09	-	-
<b>Loan-CBI-CC-5776832145</b> Secured by first pari passu charge on entire current assets (except for pledge stock & bill discounted) of existing unit. Both present and future along with union bank of India on Reciprocal basis. Interest charged @ 1 Yr MCLR + 0.25% P.a. Personal guarantee of Mr. Ranjitsinha Naiknimbalkar (Promoter).	50.09	-	-
<b>Loan-CBI-CC-5776832655</b> Secured by first pari passu charge on entire current assets (except for pledge stock & bill discounted) of existing unit. Both present and future along with union bank of India on Reciprocal basis. Interest charged @ 1 Yr MCLR + 0.25% P.a. Personal guarantee of Mr. Ranjitsinha Naiknimbalkar (Promoter).	50.09	-	-
<b>Loan-CBI-CC-5776832735</b> Secured by first pari passu charge on entire current assets (except for pledge stock & bill discounted) of existing unit. Both present and future along with union bank of India on Reciprocal basis. Interest charged @ 1 Yr MCLR + 0.25% P.a. Personal guarantee of Mr. Ranjitsinha Naiknimbalkar (Promoter).	50.10	-	-
<b>Loan-CBI-CC-5777311134</b> Secured by first pari passu charge on entire current assets (except for pledge stock & bill discounted) of existing unit. Both present and future along with union bank of India on Reciprocal basis. Interest charged @ 1 Yr MCLR + 0.25% P.a. Personal guarantee of Mr. Ranjitsinha Naiknimbalkar (Promoter).	50.08	-	-
<b>Loan-CBI-CC-577731677</b> Secured by first pari passu charge on entire current assets (except for pledge stock & bill discounted) of existing unit. Both present and future along with union bank of India on Reciprocal basis. Interest charged @ 1 Yr MCLR + 0.25% P.a. Personal guarantee of Mr. Ranjitsinha Naiknimbalkar (Promoter).	50.08	-	-

Swaraj Green Power and Fuel Limited  
Notes to Consolidated financial statements for the year ended 31 March 2025  
(All amounts in INR millions, unless otherwise stated)

Working capital loans	As at 31 March 2025	As at 31 March 2024	As at 01 April 2023
<b>Loan-CBI-CC-577732812</b> Secured by first pari passu charge on entire current assets (except for pledge stock & bill discounted) of existing unit. Both present and future along with union bank of India on Reciprocal basis. Interest charged @ 1 Yr MCLR + 0.25% P.a. Personal guarantee of Mr. Ranjitsinha Naiknimbalkar (Promoter).	50.08	-	-
<b>Loan-CBI-CC-577732933</b> Secured by first pari passu charge on entire current assets (except for pledge stock & bill discounted) of existing unit. Both present and future along with union bank of India on Reciprocal basis. Interest charged @ 1 Yr MCLR + 0.25% P.a. Personal guarantee of Mr. Ranjitsinha Naiknimbalkar (Promoter).	50.08	-	-
<b>Loan-CBI-CC-577733028</b> Secured by first pari passu charge on entire current assets (except for pledge stock & bill discounted) of existing unit. Both present and future along with union bank of India on Reciprocal basis. Interest charged @ 1 Yr MCLR + 0.25% P.a. Personal guarantee of Mr. Ranjitsinha Naiknimbalkar (Promoter).	50.08	-	-
<b>Loan-CBI-CC-577733299</b> Secured by first pari passu charge on entire current assets (except for pledge stock & bill discounted) of existing unit. Both present and future along with union bank of India on Reciprocal basis. Interest charged @ 1 Yr MCLR + 0.25% P.a. Personal guarantee of Mr. Ranjitsinha Naiknimbalkar (Promoter).	50.08	-	-
<b>Loan-CBI-CC-577733346</b> Secured by first pari passu charge on entire current assets (except for pledge stock & bill discounted) of existing unit. Both present and future along with union bank of India on Reciprocal basis. Interest charged @ 1 Yr MCLR + 0.25% P.a. Personal guarantee of Mr. Ranjitsinha Naiknimbalkar (Promoter).	50.08	-	-
<b>Loan-CBI-CC-577733415</b> Secured by first pari passu charge on entire current assets (except for pledge stock & bill discounted) of existing unit. Both present and future along with union bank of India on Reciprocal basis. Interest charged @ 1 Yr MCLR + 0.25% P.a. Personal guarantee of Mr. Ranjitsinha Naiknimbalkar (Promoter).	50.08	-	-
<b>Loan-CBI-CC-577733856</b> Secured by first pari passu charge on entire current assets (except for pledge stock & bill discounted) of existing unit. Both present and future along with union bank of India on Reciprocal basis. Interest charged @ 1 Yr MCLR + 0.25% P.a. Personal guarantee of Mr. Ranjitsinha Naiknimbalkar (Promoter).	50.08	-	-
<b>Loan-CBI-CC-577733969</b> Secured by first pari passu charge on entire current assets (except for pledge stock & bill discounted) of existing unit. Both present and future along with union bank of India on Reciprocal basis. Interest charged @ 1 Yr MCLR + 0.25% P.a. Personal guarantee of Mr. Ranjitsinha Naiknimbalkar (Promoter).	50.08	-	-
<b>Loan-CBI-CC-577734248</b> Secured by first pari passu charge on entire current assets (except for pledge stock & bill discounted) of existing unit. Both present and future along with union bank of India on Reciprocal basis. Interest charged @ 1 Yr MCLR + 0.25% P.a. Personal guarantee of Mr. Ranjitsinha Naiknimbalkar (Promoter).	50.08	-	-
<b>Loan-CBI-CC-577735297</b> Secured by first pari passu charge on entire current assets (except for pledge stock & bill discounted) of existing unit. Both present and future along with union bank of India on Reciprocal basis. Interest charged @ 1 Yr MCLR + 0.25% P.a. Personal guarantee of Mr. Ranjitsinha Naiknimbalkar (Promoter).	50.08	-	-
<b>Loan-CBI-CC-577735366</b> Secured by first pari passu charge on entire current assets (except for pledge stock & bill discounted) of existing unit. Both present and future along with union bank of India on Reciprocal basis. Interest charged @ 1 Yr MCLR + 0.25% P.a. Personal guarantee of Mr. Ranjitsinha Naiknimbalkar (Promoter).	50.08	-	-
<b>Loan-CBI-CC-577735388</b> Secured by first pari passu charge on entire current assets (except for pledge stock & bill discounted) of existing unit. Both present and future along with union bank of India on Reciprocal basis. Interest charged @ 1 Yr MCLR + 0.25% P.a. Personal guarantee of Mr. Ranjitsinha Naiknimbalkar (Promoter).	50.08	-	-
<b>Loan-CBI-CC-577735464</b> Secured by first pari passu charge on entire current assets (except for pledge stock & bill discounted) of existing unit. Both present and future along with union bank of India on Reciprocal basis. Interest charged @ 1 Yr MCLR + 0.25% P.a. Personal guarantee of Mr. Ranjitsinha Naiknimbalkar (Promoter).	50.08	-	-
<b>Loan-CBI-CC-577735934</b> Secured by first pari passu charge on entire current assets (except for pledge stock & bill discounted) of existing unit. Both present and future along with union bank of India on Reciprocal basis. Interest charged @ 1 Yr MCLR + 0.25% P.a. Personal guarantee of Mr. Ranjitsinha Naiknimbalkar (Promoter).	50.08	-	-
<b>Loan-CBI-CC-577736018</b> Secured by first pari passu charge on entire current assets (except for pledge stock & bill discounted) of existing unit. Both present and future along with union bank of India on Reciprocal basis. Interest charged @ 1 Yr MCLR + 0.25% P.a. Personal guarantee of Mr. Ranjitsinha Naiknimbalkar (Promoter).	50.08	-	-
<b>Loan-CBI-CC-577736256</b> Secured by first pari passu charge on entire current assets (except for pledge stock & bill discounted) of existing unit. Both present and future along with union bank of India on Reciprocal basis. Interest charged @ 1 Yr MCLR + 0.25% P.a. Personal guarantee of Mr. Ranjitsinha Naiknimbalkar (Promoter).	50.08	-	-

Svaraj Green Power and Fuel Limited  
Notes to Consolidated Financial statements for the year ended 31 March 2025  
(All amounts in INR millions, unless otherwise stated)

Working capital loans	As at 31 March 2025	As at 31 March 2024	As at 01 April 2023
<b>Loan-CBI-CC-577736680</b> Secured by first pari passu charge on entire current assets (except for pledge stock & bill discounted) of existing unit. Both present and future along with union bank of India on Reciprocal basis. Interest charged @ 1 Yr MCLR + 0.25% P.a. Personal guarantee of Mr. Ranjitsinha Naikimbalkar (Promoter).	50.08	-	-
<b>Loan-CBI-CC-577737012</b> Secured by first pari passu charge on entire current assets (except for pledge stock & bill discounted) of existing unit. Both present and future along with union bank of India on Reciprocal basis. Interest charged @ 1 Yr MCLR + 0.25% P.a. Personal guarantee of Mr. Ranjitsinha Naikimbalkar (Promoter).	50.08	-	-
<b>Loan-CBI-CC-577737249</b> Secured by first pari passu charge on entire current assets (except for pledge stock & bill discounted) of existing unit. Both present and future along with union bank of India on Reciprocal basis. Interest charged @ 1 Yr MCLR + 0.25% P.a. Personal guarantee of Mr. Ranjitsinha Naikimbalkar (Promoter).	50.08	-	-
<b>Total</b>	<b>3,490.13</b>	<b>3,191.41</b>	<b>2,351.59</b>

Note 2:

The terms of Short Term Loans are as follows:

Working capital loans	As at 31 March 2025	As at 31 March 2024	As at 01 April 2023
<b>- Samunnati Financial Intermediation &amp; Services Pvt. Ltd. A/c No.10011800150</b> Secured by sub-servient charge on current assets created out of this facility both present and future and personal guarantee by Mr. Ranjitsinha Naikimbalkar (Promoter). Rate of Interest at 18% per annum. 3 months moratorium followed by 9 Equated Monthly instalments	-	-	9.17
<b>- Samunnati Financial Intermediation &amp; Services Pvt. Ltd. A/c No.10011800151</b> Secured by sub-servient charge on current assets created out of this facility both present and future and personal guarantee by Mr. Ranjitsinha Naikimbalkar (Promoter). Rate of Interest at 18% per annum. 3 months moratorium followed by 9 Equated Monthly instalments	-	-	10.26
<b>- Samunnati Financial Intermediation &amp; Services Pvt. Ltd. A/c No.1011180152</b> Secured by sub-servient charge on current assets created out of this facility both present and future and personal guarantee by Mr. Ranjitsinha Naikimbalkar (Promoter). Rate of Interest at 18% per annum. 3 months moratorium followed by 9 Equated Monthly instalments	-	-	6.84
<b>- Samunnati Financial Intermediation &amp; Services Pvt. Ltd. A/c No.1011180156</b> 3 months moratorium followed by 9 Equated Monthly instalments secured by sub-servient charge on entire current assets both present and future and personal guarantee by Mr. Ranjitsinha Naikimbalkar (Promoter).	-	-	4.53
<b>- Samunnati Financial Intermediation &amp; Services Pvt. Ltd. A/c No.1011180167</b> Secured by sub-servient charge on current assets created out of this facility both present and future and personal guarantee by Mr. Ranjitsinha Naikimbalkar (Promoter). Rate of Interest at 18% per annum. 3 months moratorium followed by 9 Equated Monthly instalments	-	-	5.63
<b>- Samunnati Financial Intermediation &amp; Services Pvt. Ltd. A/c No.1011180182</b> Secured by sub-servient charge on current assets created out of this facility both present and future and personal guarantee by Mr. Ranjitsinha Naikimbalkar (Promoter). Rate of Interest at 18% per annum. 3 months moratorium followed by 9 Equated Monthly instalments	-	-	49.31
<b>Term Loan-Samunnati-10011800286 (5 Crores)</b> Secured by Sub-servient charge over entire current and movable fixed assets of the company, both present and future. And personal guarantee by Mr. Ranjitsinha Naikimbalkar (Promoter). Rate of Interest at 18% per annum. 3 months moratorium followed by 9 Equated Monthly instalments	-	34.07	-
<b>Term Loan-Samunnati-10011800289 (2.5 Crores)</b> Secured by Sub-servient charge over entire current and movable fixed assets of the company, both present and future. And personal guarantee by Mr. Ranjitsinha Naikimbalkar (Promoter). Rate of Interest at 18% per annum. 3 months moratorium followed by 9 Equated Monthly instalments	-	17.03	-
<b>Term Loan-Samunnati-10011800290 (2.5 Crores)</b> Secured by Sub-servient charge over entire current and movable fixed assets of the company, both present and future. And personal guarantee by Mr. Ranjitsinha Naikimbalkar (Promoter). Rate of Interest at 18% per annum. 3 months moratorium followed by 9 Equated Monthly instalments	-	17.04	-
<b>Term Loan-Samunnati-10011800348 (2 Crores)</b> Secured by Sub-servient charge over entire current and movable fixed assets of the company, both present and future and personal guarantee by Mr. Ranjitsinha Naikimbalkar (Promoter). Rate of Interest at 18% per annum. 4 month moratorium, followed by 8 monthly instalments	5.18	-	-
<b>Term Loan-Samunnati-10011771024 (5 Crores)</b> Secured by sub-servient charge over entire current and movable fixed assets of the company, both present and future. And personal guarantee by Mr. Ranjitsinha Naikimbalkar (Promoter). Rate of Interest at 18% per annum. 1 month moratorium followed by 4 Equated Monthly instalments	38.20	-	-
<b>Total</b>	<b>43.38</b>	<b>68.14</b>	<b>85.74</b>

Swaraj Green Power and Fuel Limited  
Notes to Consolidated financial statements for the year ended 31 March 2025  
(All amounts in INR millions, unless otherwise stated)

15 Deferred tax liability (net)

The balance of deferred tax comprises temporary differences attributable to:

	As at 31 March 2025	As at 31 March 2024	As at 01 April 2023
<b>Deferred tax asset</b>			
Disallowance U/s. 43B	23.70	1.78	0.82
Disallowance U/s.43A(vii)	2.07	1.42	0.57
Other Temporary Disallowances	8.39	8.39	-
Lease Liability	-	2.87	-
	<b>34.16</b>	<b>14.46</b>	<b>1.39</b>
MAT Credit Entitlement	-	36.92	35.61
<b>Deferred tax liability</b>			
Depreciation of Assets	275.00	268.56	231.95
	<b>275.00</b>	<b>268.56</b>	<b>231.96</b>
<b>Total deferred tax liability (net)</b>	<b>240.84</b>	<b>217.18</b>	<b>194.96</b>

16 (a) Non-current provisions

	As at 31 March 2025	As at 31 March 2024	As at 01 April 2023
<b>Provision for employee benefits:</b>			
- Provision for gratuity (Refer Note 34)	6.60	4.53	2.65
<b>Total non-current provisions</b>	<b>6.60</b>	<b>4.53</b>	<b>2.65</b>

16 (b) Current provisions

	As at 31 March 2025	As at 31 March 2024	As at 01 April 2023
<b>Provision for employee benefits:</b>			
- Provision for gratuity (Refer Note 34)	0.51	0.32	0.17
- Provision for compensated absences	-	-	-
<b>Total current provisions</b>	<b>0.51</b>	<b>0.32</b>	<b>0.17</b>

17 Trade payables

	As at 31 March 2025	As at 31 March 2024	As at 01 April 2023
<b>Trade payables</b>			
-total outstanding dues of micro enterprise and small enterprise; and	91.32	19.56	4.08
-total outstanding dues of creditors other than micro enterprise and small enterprise	512.73	389.62	241.23
<b>Total trade payables</b>	<b>604.05</b>	<b>409.08</b>	<b>248.31</b>

Swaraj Green Power and Fuel Limited  
Notes to Consolidated financial statements for the year ended 31 March 2025  
(All amounts in INR millions, unless otherwise stated)

Trade Payable Ageing

As at 31 March 2025

	Not due/Accrued expenses	Outstanding for following periods from the due date				Total
		Less than 1 year	1-2 years	2-3 years	More than 3 years	
Undisputed trade payables						
Micro enterprises and small enterprises	6.85	83.76	0.17	0.13	0.61	91.42
Others	3.80	450.19	35.46	2.49	20.79	512.73
Disputed trade payables						
Micro enterprises and small enterprises	-	-	-	-	-	-
Others	-	-	-	-	-	-
<b>Total</b>	<b>10.65</b>	<b>533.95</b>	<b>35.63</b>	<b>2.62</b>	<b>21.40</b>	<b>604.05</b>

As at 31 March 2024

	Not due/Accrued expenses	Outstanding for following periods from the due date				Total
		Less than 1 year	1-2 years	2-3 years	More than 3 years	
Undisputed trade payables						
Micro enterprises and small enterprises	0.10	19.46	-	-	-	19.56
Others	6.75	304.76	29.28	12.42	36.90	389.52
Disputed trade payables						
Micro enterprises and small enterprises	-	-	-	-	-	-
Others	-	-	-	-	-	-
<b>Total</b>	<b>6.86</b>	<b>324.22</b>	<b>29.28</b>	<b>12.42</b>	<b>36.90</b>	<b>409.68</b>

As at 01 April 2023

	Not due/Accrued expenses	Outstanding for following periods from the due date				Total
		Less than 1 year	1-2 years	2-3 years	More than 3 years	
Undisputed trade payables						
Micro enterprises and small enterprises	-	4.08	-	-	-	4.08
Others	3.15	183.26	12.99	12.56	27.77	214.23
Disputed trade payables						
Micro enterprises and small enterprises	-	-	-	-	-	-
Others	-	-	-	-	-	-
<b>Total</b>	<b>3.15</b>	<b>192.34</b>	<b>12.99</b>	<b>12.56</b>	<b>27.77</b>	<b>248.31</b>

Swaraj Green Power and Fuel Limited  
 Notes to Consolidated financial statements for the year ended 31 March 2025  
 (All amounts in INR millions, unless otherwise stated)

18 (a) Other Non-current financial liabilities

	As at 31 March 2025	As at 31 March 2024	As at 01 April 2023
Capital credits	80.60	712.15	77.24
Borrow Money Deposit	-	0.31	0.32
Other Payables	1.12	3.62	2.18
<b>Total Non-current financial liabilities</b>	<b>81.72</b>	<b>716.08</b>	<b>79.74</b>

18 (b) Other current financial liabilities

	As at 31 March 2025	As at 31 March 2024	As at 01 April 2023
Payable to employees	25.67	21.03	5.79
Other Payables	-	0.11	0.09
<b>Total Other current financial liabilities</b>	<b>25.67</b>	<b>21.14</b>	<b>5.88</b>

19 Other current liabilities

	As at 31 March 2025	As at 31 March 2024	As at 01 April 2023
Statutory dues payable	13.89	12.59	4.84
Advance From Customers	330.98	366.89	23.33
Sitting Fee Payable	0.35	-	-
Other Payables	-	-	97.53
<b>Total other current liabilities</b>	<b>345.12</b>	<b>379.48</b>	<b>125.70</b>

20 Current Tax liabilities

	As at 31 March 2025	As at 31 March 2024	As at 01 April 2023
Provision for Income Tax	71.26	55.80	46.51
<b>Total current tax liabilities</b>	<b>71.26</b>	<b>55.80</b>	<b>46.51</b>

Swaraj Green Power and Fuel Limited

Notes to Consolidated financial statements for the year ended 31 March 2025

(All amounts in INR millions, unless otherwise stated)

21 Revenue from operations

	Year ended 31 March 2025	Year ended 31 March 2024
<b>Revenue from contracts with customers</b>		
<b>Sale of products</b>		
-Finished goods		
- Sugar	1,424.27	1,487.05
- Electricity	93.57	170.98
- Ethanol and Allied Products	2,067.43	1,931.77
- Pressmud	2.67	2.46
- Ash	2.76	2.59
- Jaggery	-	80.81
- Fertilizer	963.53	541.25
-Traded goods	2,187.92	3,322.96
<b>Other Operating Revenue</b>		
Sale of scrap	10.55	1.52
<b>Total revenue from operations</b>	<b>6,752.70</b>	<b>7,541.39</b>

Revenue from Traded goods includes Revenue earned from Trading of Sugar

22 Other income

	Year ended 31 March 2025	Year ended 31 March 2024
Interest on deposits with banks (being financial assets carried at amortised cost)	1.57	1.41
Government grants*:		
PSI Scheme	113.86	136.23
Interest Subvention Claim	122.47	110.48
Provisions/liabilities written back to the extent no longer required	51.22	4.71
Gain on sale of property, plant and equipment	1.86	-
Dividend Income	0.02	-
Gain on loss of control on subsidiary	0.70	-
Interest on loans given to other companies	0.02	-
Miscellaneous income	10.82	6.82
<b>Total other income</b>	<b>302.54</b>	<b>259.65</b>

\* The Company is eligible to claim Interest Subvention from the Department of Food & Public Distribution (DFPD) for the year ended March 31, 2025. However, the Company has not yet submitted a claim for the current year. Additionally, the Company is eligible for incentives under Industrial Promotion Scheme, the application for which is yet to be filed by the company for the period April 2024 to March 2025. The respective amounts have been recorded under Other income as "Interest Subvention Claim" and "Industrial Promotion Scheme" respectively.

23 Cost of materials consumed

	Year ended 31 March 2025	Year ended 31 March 2024
Raw materials at the beginning of the year	-	-
Add : Purchases during the year	1,918.97	2,407.53
Add : Other materials consumed	879.99	720.24
Less: Raw material at the end of the year	-	-
<b>Total cost of materials consumed</b>	<b>2,798.96</b>	<b>3,127.77</b>

24 Purchase of stock-in-trade

	Year ended 31 March 2025	Year ended 31 March 2024
Purchase of Sugar	2,186.06	3,320.42
<b>Total purchases of stock-in-trade</b>	<b>2,186.06</b>	<b>3,320.42</b>

Swaraj Green Power and Fuel Limited

Notes to Consolidated financial statements for the year ended 31 March 2025

(All amounts in INR millions, unless otherwise stated)

25 Changes in inventories of work-in-progress, stock-in-trade and finished goods

	Year ended 31 March 2025	Year ended 31 March 2024
<b>Opening Inventory</b>		
Finished Goods		
- Ethanol and Allied Products	1.81	99.84
- Sugar	961.24	1,120.90
Molasses, Bagasse, Pressmud, Fertilizers & Ash	2,169.07	1,558.33
Work In Progress-Syrup	522.48	498.40
	<b>3,654.60</b>	<b>3,277.47</b>
<b>Less: Closing Inventory</b>		
Finished Goods		
- Ethanol	4.61	1.81
- Sugar	406.05	961.24
Molasses, Bagasse, Pressmud, Fertilizers, Spirit & Ash	3,160.77	2,169.07
Work In Progress-Syrup & Sugar	374.50	522.48
	<b>3,945.93</b>	<b>3,654.60</b>
<b>Total changes in inventories of finished goods</b>	<b>(291.33)</b>	<b>(377.13)</b>

26 Employee benefit expense

	Year ended 31 March 2025	Year ended 31 March 2024
Salaries, wages and bonus	179.87	142.67
Contribution to provident, gratuity and other funds (Refer Note 34)	8.87	6.59
Staff welfare expenses	1.26	0.73
<b>Total employee benefit expense</b>	<b>190.00</b>	<b>149.99</b>

27 Depreciation and amortization expense

	Year ended 31 March 2025	Year ended 31 March 2024
Depreciation on property, plant and equipment	767.13	518.98
Depreciation on right to use asset	1.32	1.88
<b>Total depreciation and amortisation expense</b>	<b>768.45</b>	<b>520.86</b>

28 Finance costs

	Year ended 31 March 2025	Year ended 31 March 2024 (Restated)
<b>Interest Cost</b>		
- On Term Loan	380.64	266.23
- On Working Capital Loan	281.70	209.44
- On delayed payment of statutory dues	17.31	15.61
- On Delayed payments to MSME Vendors	6.55	0.10
- On Lease Liabilities	0.49	0.78
- On financial liability - preference shares classified as financial liabilities	6.96	6.90
Dividend on redeemable preference shares	5.26	5.26
<b>Other borrowing costs</b>		
- Bank Charges	54.78	36.70
<b>Total finance costs</b>	<b>753.69</b>	<b>541.02</b>

**Swaraj Green Power and Fuel Limited**  
**Notes to Consolidated financial statements for the year ended 31 March 2025**  
**(All amounts in INR millions, unless otherwise stated)**

**Swaraj Green Power and Fuel Limited**

**Notes to Consolidated financial statements for the year ended 31 March 2025**

(All amounts in INR millions, unless otherwise stated)

**29 Other expenses**

	Year ended 31 March 2025	Year ended 31 March 2024
Consumption of Stores, Spares & Consumables	32.46	-
Rent	1.07	0.64
Rates & Taxes	39.96	16.67
Payment to auditors (Refer details (a) below)	1.70	1.22
Advertisement Expenses	0.23	1.26
Corporate social responsibility expenses (refer note (b) below)	6.75	4.90
Insurance Charges	26.24	15.23
Communication Expenses	0.83	0.94
Printing & Stationery	0.54	0.70
Professional Fees	12.08	8.61
Repairs and maintenance:		
- Buildings	0.68	0.01
- Plant and machinery	125.15	73.62
- Others	3.73	2.66
Factory Expenses	2.94	1.12
Power and fuel	0.78	-
Contract wages	17.51	0.05
Packing expenses	9.73	8.14
Donation	-	0.05
Travelling & Conveyance	10.47	10.09
Loss on Sale of Asset	-	9.00
Loss on impairment / writeoff of CWIP	0.59	-
Carriage Outward Expenses	43.52	59.51
License & Inspection Fees	10.41	8.32
Sitting Fees	0.35	-
Miscellaneous expenses	9.90	5.41
<b>Total Other Expenses</b>	<b>357.62</b>	<b>228.15</b>

**Other Expenses**

**(a) Details of payment to statutory auditors (excluding applicable taxes and out of pocket expenses)**

	Year ended 31 March 2025	Year ended 31 March 2024
As auditor:		
-Statutory Audit fee	1.20	1.22
-Other services	0.50	-
	1.70	1.22

**(b) Expenditure towards Corporate Social Responsibility**

Particulars	Year ended 31 March 2025	Year ended 31 March 2024
a) Gross amount required to be spent by the Company as per Section 135 of Companies Act, 2013 during the year	5.79	4.85
b) Amount spent during the year	6.75	4.90

**Note:** The gross amount required to be spent by the company as per Sec 135 is taken from the filed financial statement with MCA during the period. We have not made separate calculation for restatement of financial statement as per Ind AS Reporting Framework.

**Swaraj Green Power and Fuel Limited**

Notes to Consolidated financial statements for the year ended 31 March 2025

(All amounts in INR millions, unless otherwise stated)

Particulars	Year ended 31 March 2025		
	In cash	Yet to be paid in cash	Total
(i) Construction/acquisition of any asset	-	-	-
(ii) On purposes other than (i) above*	6.75	-	6.75
	6.75	-	6.75

\* The expenditure of Rs. 6.75 Millions is made by way of expenditure for

1. Promoting education among children, empowering women
2. Eradicating Hunger, Poverty & Malnutrition
3. Promoting livelihood enhancement and promoting gender equality, empowering women

Particulars	Year ended 31 March 2024		
	In cash	Yet to be paid in cash	Total
(i) Construction/acquisition of any asset	-	-	-
(ii) On purposes other than (i) above*	4.90	-	4.90
	4.90	-	4.90

\* The expenditure of Rs. 4.90 Millions is made by way of expenditure for

1. Rural Development
2. Eradication of Hunger
3. To ensure environment sustainability.

Particulars	Year ended 31 March 2025	Year ended 31 March 2024
a) Carry forward from previous year adjusted to meet current year's spending requirement	0.38	-
b) unspent amount during year	-	-
c) Reason for shortfall	-	-
d) Details of related party transactions	-	-

**Details of excess amount spent**

Particulars	Year ended 31 March 2025	Year ended 31 March 2024
Opening balance	0.38	0.33
Amount required to be spent during the year	5.79	4.85
Amount spent during the year	6.75	4.90
Closing balance	0.96	0.05
To be carried forward for next year	1.34	0.38
Not to be carried forward for next year	-	-

**Note :-**

- 1 There are no ongoing projects under CSR

**Swaraj Green Power and Fuel Limited**

Notes to Consolidated financial statements for the year ended 31 March 2025

(All amounts in INR millions, unless otherwise stated)

**30 Income Taxes**

Profit and Loss section	Year ended 31 March 2025	Year ended 31 March 2024
<b>Current income tax charge</b>		
Current income tax	71.26	55.80
MAT Credit Entitlement	30.42	6.40
MAT payable		-
<b>Adjustments of tax relating to earlier periods</b>		
Tax charge in respect of earlier years	(1.21)	7.67
MAT Credit Entitlement	6.49	(7.71)
<b>tax relating to earlier periods</b>	<b>5.28</b>	<b>(0.04)</b>
Net Current Tax Expense	106.96	62.16
Deferred tax	(13.32)	23.71
<b>Income tax expense reported in the statement of profit or loss</b>	<b>93.64</b>	<b>85.87</b>

**Reconciliation of Effective tax rate for 31 March 2025 and 31 March 2024.**

	Year ended 31 March 2025	Year ended 31 March 2024
Profit/ (loss) before tax	291.79	289.96
Tax expense / (credit) as per Statutory income tax rate of 29.12%	84.97	84.44
Adjustments for current income tax of previous years	5.28	-
Tax Effects of amounts which are not deductible (taxable) in calculating taxable income	10.19	9.63
Others	(6.80)	(8.20)
<b>Income tax expense reported in the statement of profit or loss</b>	<b>93.64</b>	<b>85.87</b>

**31 Remeasurement of post-employment benefit obligations**

	Year ended 31 March 2025	Year ended 31 March 2024
Remeasurement of post-employment benefit obligations	0.22	(0.63)
<b>Total Remeasurement of post-employment benefit obligations</b>	<b>0.22</b>	<b>(0.63)</b>

**Swaraj Green Power and Fuel Limited**

**Notes to Consolidated financial statements for the year ended 31 March 2025**

(All amounts in INR millions, unless otherwise stated)

**32 Revenue related disclosures**

**a. Revenue from Contracts with Customers**

Indian Accounting Standard 115 Revenue from Contracts with Customers ("Ind AS 115"), establishes a framework for determining whether, how much and when revenue is recognised and requires disclosures about the nature, amount, timing and uncertainty of revenues and cash flows arising from customer contracts. Under Ind AS 115, revenue is recognised through a 5-step approach:

- (i) Identify the contract(s) with customer;
- (ii) Identify separate performance obligations in the contract;
- (iii) Determine the transaction price;
- (iv) Allocate the transaction price to the performance obligations; and
- (v) Recognise revenue when a performance obligation is satisfied.

Certain customer arrangements consist of bill-and-hold characteristics under which transfer of control has been met (including the passing of title and significant risk and reward of ownership to the customers). Therefore, the customers can direct the use of the bill-and-hold inventory while the Company retains physical possession of the product until it is shipped to a customer at a point in time in the future.

Under "Bill and hold" arrangement performance obligation is satisfied on unconditional appropriation of the goods to the contract. Normally no obligation towards custodial service exists.

**Details of revenue derived from single external customer for year ended on 31 March 2025:**

There are 2 external customers which contribute to 10% or more revenue. The revenue derived from these external customers for year ended on 31 March 2025 was ₹ 2,868.49 Millions (As at 31 March 2024 ₹ 2,304.70 Millions).

**Information about disaggregated revenue**

	Year ended 31 March 2025	Year ended 31 March 2024
Revenue recognised at point-in-time for the year	6,752.70	7,541.39
Revenue recognised over time for the year	-	-

**Swaraj Green Power and Fuel Limited**

Notes to Consolidated financial statements for the year ended 31 March 2025

(All amounts in INR millions, unless otherwise stated)

**b. Disaggregation of revenue**

Revenue recognised mainly comprises of sale of products which majorly comprises of sugar, ethanol and allied products and electricity from co-generation. Disaggregated revenue information have been given along with segment information in note 41.

Particulars	Year ended 31 March 2025	Year ended 31 March 2024
<b>Sale of products and service</b>		
Manufactured	4,554.23	4,216.91
Traded	2,187.92	3,322.96
<b>Other operating income</b>	10.55	1.52
<b>Total revenue covered under Ind AS 115</b>	<b>6,752.70</b>	<b>7,541.39</b>

**c. Contract balances**

The following table provides information about receivables, contract assets and contract liabilities from contract with customers:

Particulars	Year ended 31 March 2025	Year ended 31 March 2024
<b>Contract assets</b>		
<b>Total contract assets</b>	-	-
<b>Contract liabilities</b>		
Advances from consumers	330.88	366.89
<b>Total contract liabilities</b>	<b>330.88</b>	<b>366.89</b>
<b>Receivables</b>		
Trade receivables	723.39	627.74
Less : Allowances for expected credit loss	(2.66)	(2.66)
<b>Net receivables</b>	<b>720.73</b>	<b>625.08</b>

Contract asset is the right to consideration in exchange for goods or services transferred to the customer. Contract liability is the entity's obligation to transfer goods or services to a customer for which the entity has received consideration from the customer in advance. Contract assets are transferred to receivables when the rights become unconditional and contract liabilities are recognised as and when the performance obligation is satisfied.

**Swaraj Green Power and Fuel Limited**

Notes to Consolidated financial statements for the year ended 31 March 2025

(All amounts in INR millions, unless otherwise stated)

- d. Significant changes in the contract assets and the contract liabilities balances during the year are as follows:

Particulars	Year ended 31 March 2025	
	Contract Assets	Contract Liabilities
		Advances from customers
Opening balance as on 01 April 2024	-	366.89
Addition during the year	-	1,282.50
Revenue recognised during the year/ amount refunded during the year	-	(1,318.51)
<b>Closing balance as on 31 March 2025</b>	-	<b>330.88</b>

Particulars	Year ended 31 March 2024	
	Contract Assets	Contract Liabilities
		Advances from customers
Opening balance as on 01 April 2023	-	23.33
Addition during the year	-	1,108.61
Revenue recognised during the year/ amount refunded during the year	-	(765.04)
<b>Closing balance as on 31 March 2024</b>	-	<b>366.89</b>

- e. **Satisfaction of performance obligations**

The Company's revenue is derived from the single performance obligation to transfer primarily its products under arrangements in which the transfer of control of the products and the fulfilment of the Company's performance obligation occur at the same time. Revenue from the sale of goods is recognized when the Company has transferred control of the goods to the buyer and the buyer obtains the benefits from the goods, the potential cash flows and the amount of revenue (the transaction price) can be measured reliably, and it is probable that the Company will collect the consideration to which it is entitled to in exchange for the goods. Performance obligation is satisfied when company transfers goods to the customer.

Whether the customer has obtained control over the asset depends on when the goods are made available to the carrier or the buyer takes possession of the goods, depending on the delivery terms. Revenue is measured at the transaction price of the consideration received or receivable, the amount the Company expects to be entitled to.

- f. **Payment terms**

The sale of goods is typically made under credit payment terms differing from customer to customer and ranges between 30-60 days (excluding transit days).

Swaraj Green Power and Fuel Limited

Notes to Consolidated financial statements for the year ended 31 March 2025

(All amounts in INR millions, unless otherwise stated)

33 Reconciliation between the opening and closing balances in the balance sheet for liabilities arising from financing activities:

Particulars	Long term borrowings	Short term borrowings	Interest
<b>Opening balance as on 01 April 2023 (Restated)</b>	4,387.02	3,123.08	-
<b>Non cash changes due to</b>			
- Recognition of lease liabilities	-	-	-
- Interest expense	-	-	541.02
<b>Cash flows during the year due to</b>			
- Movement in borrowings during the year (net)	433.56	1,046.13	-
- Repayment of lease liabilities	-	-	-
- Payment of interest	-	-	(541.02)
<b>Closing balance as on 31 March 2024 (Restated)</b>	<b>4,820.58</b>	<b>4,169.21</b>	<b>-</b>
<b>Opening balance as on 01 April 2024</b>	4,820.58	4,169.21	-
<b>Non cash changes due to</b>			
- Recognition of lease liabilities	-	-	-
- Interest expense	-	-	753.69
<b>Cash flows during the year due to</b>			
- Movement in borrowings during the year (net)	(470.24)	374.85	-
- Repayment of lease liabilities	-	-	-
- Payment of interest	-	-	(753.69)
<b>Closing balance as on 31 March 2025</b>	<b>4,350.34</b>	<b>4,544.06</b>	<b>-</b>

Swaraj Green Power and Fuel Limited

Notes to Consolidated financial statements for the year ended 31 March 2025

(All amounts in INR millions, unless otherwise stated)

34 Employee benefit obligation

	As at 31 March 2025	As at 31 March 2024
<b>Gratuity (Refer Note B)</b>		
Non-current	6.60	4.53
Current	0.51	0.32

**A Defined Contribution Plan**

The Company has a defined contribution plan i.e., contribution to provident fund. Contributions are made to provident fund for employees at the rate of 12% of basic salary as per regulations. The contributions are made to registered provident fund administered by the government. The obligation of the Company is limited to the amount contributed and it has no further contractual nor any constructive obligation. The expense recognised during the year towards defined contribution plan is as follows:

	As at 31 March 2025	As at 31 March 2024
Provident Fund And Other Funds	6.31	5.15
<b>Total</b>	<b>6.31</b>	<b>5.15</b>

**B Gratuity**

The Company has a defined benefit gratuity plan. The companies defined benefit gratuity plan is a final salary plan for employees. The gratuity plan is governed by the Payment of Gratuity Act, 1972. Under the Act, employee who has completed five years of service is entitled to specific benefit. The level of benefits provided depends on the member's length of service and salary at retirement age. Salary increases and gratuity increases are based on expected future inflation rates.

**I The amounts recognised in balance sheet and movements in the net benefit obligation over the year are as follows :**

	As at 31 March 2025	Fair value of plan assets	Net amount
Opening defined benefit obligation	4.85	-	4.85
Current service cost	2.14	-	2.14
Interest expense	0.34	-	0.34
<b>Total amount recognised in Profit or Loss</b>	<b>2.48</b>	<b>-</b>	<b>2.48</b>
Return on plan assets	-	-	-
(Gain)/loss from experience changes	(0.53)	-	(0.53)
(Gain)/loss from change in demographic assumptions	-	-	-
(Gain)/loss from change in financial assumptions	0.31	-	0.31
<b>Total amount recognised in Other Comprehensive Income</b>	<b>(0.22)</b>	<b>-</b>	<b>(0.22)</b>
Employer contributions	-	-	-
Benefit payments	-	-	-
<b>Closing defined benefit obligation</b>	<b>7.11</b>	<b>-</b>	<b>7.11</b>

Swaraj Green Power and Fuel Limited

Notes to Consolidated financial statements for the year ended 31 March 2025

(All amounts in INR millions, unless otherwise stated)

	As at 31 March 2024	Fair value of plan assets	Net amount
Opening defined benefit obligation	2.82	-	2.82
Current service cost	1.20	-	1.20
Interest expense	0.20	-	0.20
<b>Total amount recognised in Profit or Loss</b>	<b>1.40</b>	<b>-</b>	<b>1.40</b>
Return on plan assets	-	-	-
(Gain)/loss from experience changes	0.51	-	0.51
(Gain)/loss from change in demographic assumptions	-	-	-
(Gain)/loss from change in financial assumptions	0.12	-	0.12
<b>Total amount recognised in Other Comprehensive Income</b>	<b>0.63</b>	<b>-</b>	<b>0.63</b>
Employer contributions	-	-	-
Benefit payments	-	-	-
<b>Closing defined benefit obligation</b>	<b>4.85</b>	<b>-</b>	<b>4.85</b>

II Amounts Recognized in Other Comprehensive Income (OCI)

	Year ended 31 March 2025	Year ended 31 March 2024
a. Actuarial (Gain) / Loss due to Demographic Assumption changes in DBO	-	-
b. Actuarial (Gain) / Loss due to Financial Assumption changes in DBO	0.31	0.12
c. Actuarial (Gain) / Loss due to Experience on DBO	(0.53)	0.51
d. Return on Plan Assets (Greater) / Less than Discount rate	-	-
e. Changes in asset ceiling	-	-
<b>F. Total Actuarial (Gain)/Loss included in OCI</b>	<b>(0.22)</b>	<b>0.63</b>

III Total Expense Recognised in the Statement of Profit & Loss Account

	Year ended 31 March 2025	Year ended 31 March 2024
<b>Service cost</b>		
a- Current service cost	2.14	1.20
b. Past service cost	-	-
c. (Gain) / loss on settlements	-	-
<b>d_ Total service cost</b>	<b>2.14</b>	<b>1.20</b>
<b>Net interest cost</b>		
a. Interest expense on DBO	0.34	0.20
b. Interest (income) on plan assets	-	-
c. Interest expense on effect of (asset ceiling)	-	-
<b>e. Total net interest cost</b>	<b>0.34</b>	<b>0.20</b>
Immediate Recognition of (Gains)/ Losses - Other Long Term Benefits	-	-
Other expenses/adjustments	-	-
<b>Defined benefit cost included in P&amp;L</b>	<b>2.48</b>	<b>1.40</b>

IV The net liability disclosed above relates to unfunded plans as follows :

	As at 31 March 2025	As at 31 March 2024
Defined Benefit Obligation	7.11	4.85
Fair value of Plan Assets	-	-
<b>(Surplus) / Deficit</b>	<b>7.11</b>	<b>4.85</b>
Effect of Asset Ceiling	-	-
<b>Net Defined Benefit Liability / (Asset)</b>	<b>7.11</b>	<b>4.85</b>

**Swaraj Green Power and Fuel Limited**

Notes to Consolidated financial statements for the year ended 31 March 2025

(All amounts in INR millions, unless otherwise stated)

**V Reconciliation of Amounts in Balance Sheet**

	As at 31 March 2025	As at 31 March 2024
Net defined benefit liability (asset) at prior year end	4.85	2.82
Defined benefit cost included in P&L	2.48	1.40
Total Amounts included in OCI	(0.22)	0.63
Other significant events	-	-
<b>Net defined benefit liability (asset) - end of period</b>	<b>7.11</b>	<b>4.85</b>

**VI Reconciliation of Statement of Other Comprehensive Income**

	Year ended 31 March 2025	Year ended 31 March 2024
Cumulative OCI - (Income)/Expense, Beginning of Period	0.07	(0.56)
Total remeasurements included in OCI	(0.22)	0.63
<b>Cumulative OCI - (Income)/Expense, End of Period</b>	<b>(0.15)</b>	<b>0.07</b>

**VII Significant estimates**

The significant actuarial assumptions were as follows :

	As at 31 March 2025	As at 31 March 2024
Discount rate	6.76%	7.21%
Salary growth rate	10.00% first 2 years; 8.00% thereafter	10.00% first 2 years; 8.00% thereafter
Withdrawal rate	7.00%	7.00%
Mortality rate	IALM (2012-14) Ultimate	IALM (2012-14) Ultimate
Retirement Age	58 Years	58 Years

**Notes on Actuarial Assumptions****a. Discount Rate**

The discount rate used is determined by reference to the market yields at the balance sheet date on the government bonds in accordance with paragraph 83 of the IND AS 19.

**b. Salary Escalation rate**

The estimates of Future salary increases takes into account regular increases, price inflation, promotional increases and other relevant factors if applicable.

**c. Mortality**

This assumption is based on the standard published mortality table (Table of Sample Mortality Rate from Indian Assured Lives Mortality 2012-14).

**d. Rate of Return on Plan Assets**

This assumption is required only in case of funded plans, The scheme is unfunded and the Defined Benefit Obligation is recognised through a reserve in the Accounts of the Company.

**Swaraj Green Power and Fuel Limited**

**Notes to Consolidated financial statements for the year ended 31 March 2025**

(All amounts in INR millions, unless otherwise stated)

**VIII Sensitivity of actuarial assumptions**

The sensitivity of defined obligation to changes in the weighted principal assumptions is:

Assumption	Impact on defined benefit obligation	
	As at 31 March 2025	As at 31 March 2024
<b>Discount rate</b>		
1% decrease (Rs.)	7.89	5.40
1% decrease (%)	10.99%	11.19%
1 % increase (Rs.)	6.45	4.40
1% increase(%)	(9.33%)	(9.48%)
<b>Salary growth rate</b>		
1% decrease (Rs.)	6.42	4.38
1% decrease (%)	(9.70%)	(9.88%)
1% increase (Rs.)	7.91	5.42
1% increase (%)	11.22%	11.46%

Sensitivity analysis for each significant actuarial assumptions namely Discount rate and Salary assumptions have been shown in the table above at the end of the reporting period, showing how the defined benefit obligation would have been affected by the changes. The Mortality and Attrition does not have a significant impact on the Liability, hence are not considered a significant actuarial assumption for the purpose of Sensitivity analysis. The method used to calculate the liability in these scenarios is by keeping all the other parameters and the data same as in the base liability calculation except the parameters to be stressed. The methods and types of assumptions used in preparing the sensitivity analysis did not change compared to the prior period.

**IX Maturity Profile of Defined Benefit Obligation**

**Expected Future Cashflows**

	As at 31 March 2025	As at 31 March 2024
Year 1	0.51	0.32
Year 2	0.37	0.19
Year 3	0.42	0.32
Year 4	0.53	0.37
Year 5	0.72	0.40
Years 6 to 10	2.81	2.06
Above 10 Years	11.25	8.72
Average Expected Future Working life (Years)	10.52	10.69

**Swaraj Green Power and Fuel Limited**

**Notes to Consolidated financial statements for the year ended 31 March 2025**

(All amounts in INR millions, unless otherwise stated)

**X Risk exposure**

**1 Market Risk (Interest Rate)**

Market risk is a collective term for risks that are related to the changes and fluctuations of the financial markets. The discount rate reflects the time value of money. An increase in discount rate leads to decrease in Defined Benefit Obligation of the plan benefits & vice versa. This assumption depends on the yields on the corporate/government bonds and hence the valuation of liability is exposed to fluctuations in the yields as at the valuation date.

**2 Investment Risk**

For funded plans that rely on insurers for managing the assets, the value of assets certified by the insurer may not be the fair value of instruments backing the liability. In such cases, the present value of the assets is independent of the future discount rate. This can result in wide fluctuations in the net liability or the funded status if there are significant changes in the discount rate during the inter-valuation period.

**3 Longevity Risk**

The impact of longevity risk will depend on whether the benefits are paid before retirement age or after. Typically for the benefits paid on or before the retirement age, the longevity risk is not very material.

**4 Actuarial Risk**

**Salary Increase Assumption**

Actual Salary increase that are higher than the assumed salary escalation, will result in increase to the Obligation at a rate that is higher than expected.

**Attrition/Withdrawal Assumption**

If actual withdrawal rates are higher than assumed withdrawal rates, the benefits will be paid earlier than expected. Similarly if the actual withdrawal rates are lower than assumed, the benefits will be paid later than expected. The impact of this will depend on the demography of the company and the financials assumptions.

**5 Regulatory Risk**

Any Changes to the current Regulations by the Government, will increase (in most cases) or Decrease the obligation which is not anticipated. Sometimes, the increase is many fold which will impact the financials quite significantly.

Swaraj Green Power and Fuel Limited

Notes to Consolidated financial statements for the year ended 31 March 2025

(All amounts in INR millions, unless otherwise stated)

35 Fair value measurements

	Carrying Amounts as at 31 March 2025				
	Notes	FVOCI	FVTPL	ACM	Total
<i>Financial assets measured at Fair Value</i>					
<i>Financial assets <u>not</u> measured at Fair Value</i>					
(i) Investments*	5	-	-	1.20	1.20
(ii) Other financial assets (non-current)	6 (a)	-	-	23.57	23.57
(iii) Trade receivables	9	-	-	720.73	720.73
(iv) Cash and cash equivalents	10	-	-	11.43	11.43
(v) Loans	11	-	-	90.02	90.02
(vi) Other financial assets (current)	6 (b)	-	-	772.96	772.96
<b>Total financial assets</b>		-	-	<b>1,619.91</b>	<b>1,619.91</b>
<i>Financial liabilities <u>not</u> measured at Fair Value</i>					
(i) Non-current Borrowings	13 (a)	-	-	4,350.34	4,350.34
(ii) Non-current financial liabilities	18 (a)	-	-	81.72	81.72
(iii) Lease Liability	13 (b)	-	-	-	-
(iv) Current Borrowings	14	-	-	4,544.06	4,544.06
(v) Trade payables	17	-	-	604.05	604.05
(vi) Other Current financial liabilities	18 (b)	-	-	25.67	25.67
<b>Total financial liabilities</b>		-	-	<b>9,605.84</b>	<b>9,605.84</b>
	Carrying Amounts as at 31 March 2024 (Restated)				
	Notes	FVOCI	FVTPL	ACM	Total
<i>Financial assets measured at Fair Value</i>					
<i>Financial assets <u>not</u> measured at Fair Value</i>					
(i) Investments*	5	-	-	1.20	1.20
(ii) Other financial assets (non-current)	6 (a)	-	-	19.16	19.16
(iii) Trade receivables	9	-	-	625.08	625.08
(iv) Cash and cash equivalents	10	-	-	123.48	123.48
(v) Loans	11	-	-	-	-
(v) Other financial assets (current)	6 (b)	-	-	591.51	591.51
<b>Total financial assets</b>		-	-	<b>1,360.43</b>	<b>1,360.42</b>
<i>Financial liabilities <u>not</u> measured at Fair Value</i>					
(i) Non-current Borrowings	13 (a)	-	-	4,820.58	4,820.58
(ii) Non-current financial liabilities	18 (a)	-	-	114.08	114.08
(iii) Lease Liability	13 (b)	-	-	9.85	9.85
(iv) Current Borrowings	14	-	-	4,169.21	4,169.21
(v) Trade payables	17	-	-	409.08	409.08
(vi) Other Current financial liabilities	18 (b)	-	-	21.14	21.14
<b>Total financial liabilities</b>		-	-	<b>9,543.94</b>	<b>9,543.94</b>

**Swaraj Green Power and Fuel Limited**  
**Notes to Consolidated financial statements for the year ended 31 March 2025**  
**(All amounts in INR millions, unless otherwise stated)**

\*The company has classified all the current investments under amortised cost method as they do not meet Solely for Payment of Principal and Interest (SPPI) test.

**Level 1:** The fair value of financial instruments traded in active markets (such as publicly traded derivatives and equity securities) is based on quoted market prices at the end of the reporting period. The quoted market price used for financial assets held by the Company is the current bid price. These instruments are included in level 1.

**Level 2:** The fair value of financial instruments that are not traded in an active market (for example, traded bonds, over-the-counter derivatives) is determined using valuation techniques which maximise the use of observable market data and rely as little as possible on entity-specific estimates. If all significant inputs required to fair value an instrument are observable, the instrument is included in level 2.

**Level 3:** If one or more of the significant inputs is not based on observable market data, the instrument is included in level 3. This is the case for unlisted equity securities, contingent consideration and indemnification asset included in level 3.

Cash and cash equivalents, other bank balances, trade receivables, other current financial assets, trade payables, current borrowings and other current financial liabilities approximate their carrying amounts largely due to the short-term maturities of these instruments. The fair value of the financial assets and liabilities is the amount at which the instrument could be exchanged in a current transaction between willing parties, other than in a forced or liquidation sale.

The methods and assumptions were used to estimate the fair values of the long term borrowings are determined by using discounted cash flow method using the appropriate discount rate. The discount rate is determined using other similar instruments incorporating the risk associated.

**Swaraj Green Power and Fuel Limited**

**Notes to Consolidated financial statements for the year ended 31 March 2025**

**(All amounts in INR millions, unless otherwise stated)**

**36 Related Party Disclosure**

**A. List of Related Parties**

**(a) Person or close member having control or joint control over the company**

Ranjeetsingh Hindurao Naik Nimbalkar  
Jijamala Ranjeetsingh Naik Nimbalkar  
Indiraraje Ranjeetsingh Naik Nimbalkar  
Tararaje Ranjeetsingh Naik Nimbalkar

**(b) Member of the Key Management Personnel of the company**

**Name**

Ashok Kumar Goyal  
Usha Shashikant Ghadage  
Jaykumar Arvind Shinde  
Gurudas Kamalakar Chorage  
Deepti Vijaysinh Kadam  
Uday Rajaram Patil  
Anjali Mihir Bodas  
Ashish Deviprasad Dubey (From 12 Aug 2022 to 24 May 2023)  
Vishwas Jaywantrao Bhosale (From 09 Oct 2021 to 30 Sep 2023)  
Vinay Thakur (From 30 Jul 2010 to 17 Oct 2024)  
Payal Roshan Rathi (From 08 Feb 2022 to 24 Aug 2024)  
Krishna Bhaurao Narwade (From 05 Sep 2023 to 24 May 2024)

**(c) Entity controlled by person identified in (a) or (b) above**

Swaraj Green Hydrogen & Research Institute Private Limited  
Godsland Farmfresh Private Limited  
Prarambha Mutual Benefit Nidhi Limited  
G.K Chorage & Company (Proprietorship)

**B. Disclosure of transactions/balances with related parties:**

**(a) Purchase of Raw Material (Sugar Cane)**

	<b>Year ended 31 March 2025</b>	<b>Year ended 31 March 2024</b>
Ranjeetsingh Hindurao Naik Nimbalkar	23.71	26.23
Jijamala Ranjeetsingh Naik Nimbalkar	5.12	5.19
	<b>28.83</b>	<b>31.42</b>

**(b) Purchase of Fixed Assets (Land & Building)**

	<b>Year ended 31 March 2025</b>	<b>Year ended 31 March 2024</b>
Ranjeetsingh Hindurao Naik Nimbalkar	-	295.34
Jijamala Ranjeetsingh Naik Nimbalkar	-	310.61
Tararaje Ranjeetsingh Naik Nimbalkar	-	144.05
	<b>-</b>	<b>750.00</b>

**Swaraj Green Power and Fuel Limited**

Notes to Consolidated financial statements for the year ended 31 March 2025

(All amounts in INR millions, unless otherwise stated)

**(c) Sale of Fertilizer**

	Year ended 31 March 2025	Year ended 31 March 2024
Ranjeetsingh Hindurao Naik Nimbalkar	0.57	0.85
Jijamala Ranjeetsingh Naik Nimbalkar	0.42	0.48
	0.99	1.33

**(d) Reimbursement of expenses**

	Year ended 31 March 2025	Year ended 31 March 2024
Ashok Kumar Goyal	2.72	0.11
Godsland Farmfresh Private Limited (Refer note 3 below)	0.59	-
	3.31	0.11

**(e) Sale of Investments**

	Year ended 31 March 2025	Year ended 31 March 2024
Ranjeetsingh Hindurao Naik Nimbalkar	0.41	-
Jijamala Ranjeetsingh Naik Nimbalkar	0.41	-
Indiraraje Ranjeetsingh Naik Nimbalkar	0.09	-
Tararaje Ranjeetsingh Naik Nimbalkar	0.09	-
	1.00	-

**(f) Salary**

	Year ended 31 March 2025	Year ended 31 March 2024
Ashok Kumar Goyal	4.03	3.52
Usha Shashikant Ghadage	0.75	0.47
Uday Rajaram Patil	2.02	-
Anjali Mihir Bodas	0.93	0.79
Vinay Thakur	2.06	1.83
Ashish Deviprasad Dubey	-	0.58
	9.78	7.19

**Note:**

Key Managerial Personnel who are under the employment of the Company are entitled to post employment benefits and other long term employee benefits recognised as per Ind AS 19 - 'Employee Benefits' in the financial statements. As these employee benefits are lump sum amounts provided on the basis of actuarial valuation, the same is not included above.

**Swaraj Green Power and Fuel Limited****Notes to Consolidated financial statements for the year ended 31 March 2025**

(All amounts in INR millions, unless otherwise stated)

**(g) Sitting Fees**

	Year ended 31 March 2025	Year ended 31 March 2024
Jaykumar Arvind Shinde	0.12	-
Gurudas Kamalakar Chorage	0.11	-
Deepti Vijaysinh Kadam	0.05	-
Krishna Bhaurao Narwade	0.04	-
Payal Roshan Rathi	0.03	-
	<b>0.35</b>	<b>-</b>

**C. Balances with related parties**

	As at 31 March 2025	As at 31 March 2024
Ranjeetsingh Hindurao Naik Nimbalkar	(23.14)	0.49
Jijamala Ranjeetsingh Naik Nimbalkar	(4.70)	(10.27)
Tararaje Ranjeetsingh Naik Nimbalkar	(1.44)	(130.25)
Vinay Thakur	-	0.26
Ashok Kumar Goyal	(0.52)	(0.39)
Usha Shashikant Ghadage	(0.03)	(0.04)
Anjali Mihir Bodas	(0.07)	(0.06)
Uday Rajaram Patil	(0.26)	-
Ashish Deviprasad Dubey	-	-
Jaykumar Arvind Shinde	(0.12)	-
Gurudas Kamalakar Chorage	(0.11)	-
Deepti Vijaysinh Kadam	(0.05)	-
Krishna Bhaurao Narwade	(0.04)	-
Payal Roshan Rathi	(0.03)	-
Godsland Farmfresh Private Limited (Refer Note 3 below)	1.22	-
<b>Total</b>	<b>(29.29)</b>	<b>(140.26)</b>

**Note**

1. The Company has obtained personal guarantees from Mr. Ranjeetsingh Hindurao Naik Nimbalkar (Promoter) at second charge, towards term loan and working capital limits extended by banks.

2. The Company has made a provision for dividend payable to the preference shareholders, (i.e. Mr. Ranjeetsingh Hindurao Naik Nimbalkar and Mrs. Jijamala Ranjeetsingh Naik Nimbalkar) but the balance of the same has not been added to their accounts, instead, included in the corresponding financial liability as per IND AS

3. The balance receivable from Godsland Farmfresh Private Limited (GFPL) is inclusive of ₹ 0.63 million which was provided as advance in the nature of loan when GFPL was a subsidiary. Apart from this GFPL was also provided ₹ 0.59 million during the year for reimbursement of expenses.

The company was an Associate company as on 01st April 2022. The Company became a subsidiary Company with effect from 7 November 2022. However the shareholding was sold on 2nd September 2024.

**Swaraj Green Power and Fuel Limited**

Notes to Consolidated financial statements for the year ended 31 March 2025

(All amounts in INR millions, unless otherwise stated)

**37 Contingencies and commitments**

**Contingent liabilities**

	As at 31 March 2025	As at 31 March 2024
<b>A. Guarantees</b> The Company has issued guarantees towards various parties. This exposes the Company to a potential contingent liability.	870.00	737.40
<b>B. Claims against the company not acknowledged as debt</b> The Company is in dispute with M/s. Walchandnagar Industries Ltd which is pending before NCLT. The estimated claim by Walchandnagar Industries Ltd is mentioned besides.	40.68	40.68
Apart from the above Company is in dispute with some other vendors as well which is pending before the respective judicial bodies. The estimated claim is mentioned besides	5.52	5.52
<b>C. Claims of Tax authorities against the company under dispute</b> Order passed against the company after GST audit carried on by department for FY 2019-20, the company is preparing for filing an appeal under amnesty scheme.	13.65	-
<b>Total</b>	<b>929.85</b>	<b>783.60</b>

**38 Earnings/ (loss) per share**

	Year ended 31 March 2025	Year ended 31 March 2024 (Restated)
<b>Basic and diluted earnings/ (loss) per share</b>		
a) Profit/ (loss) attributable to the equity holders of the company	198.15	204.09
b) Weighted average number of equity shares outstanding (Nos.)	5,05,80,564	5,05,80,564
c) Earnings/ (loss) per share		
- Basic	3.92	4.04
- Diluted	3.92	4.04

**Swaraj Green Power and Fuel Limited**

Notes to Consolidated financial statements for the year ended 31 March 2025

(All amounts in INR millions, unless otherwise stated)

**39 Dues to micro and small enterprises**

Micro, Small, Medium Enterprises have been identified by the Company on the basis of the information available. Total outstanding dues of Micro, Small, Medium Enterprises, which are outstanding for more than the stipulated period are given below.

Dues to Micro, Small and Medium Enterprises (MSMEs)	As at 31 March 2025	As at 31 March 2024
Dues remaining unpaid:		
Principal	84.67	19.46
Interest	6.65	0.10
Interest paid in terms of Section 16 of the Micro, Small and Medium Enterprises Development Act, 2006 (hereinafter referred to as "the Act") along with the amount of payment made to the supplier beyond the appointed day during the year		
- Principal paid beyond the appointed date	-	-
- Interest paid in terms of Section 16 of the Act	-	-
Amount of interest due and payable for the year of delay on payments made beyond the appointed day during the year	6.55	0.10
Further interest due and payable even in the succeeding years, until such date when the interest due as above are actually paid to the small enterprises	0.10	-
Amount of interest accrued and remaining unpaid	6.65	0.10

Swaraj Green Power and Fuel Limited  
Notes to Consolidated financial statements for the year ended 31 March 2025  
(All amounts in INR millions, unless otherwise stated)

40 Capital Management

Risk management

The Company's objectives when managing capital are to:

- safeguard their ability to continue as a going concern, so that they can continue to provide returns for shareholders and benefits for other stakeholders, and
- maintain an optimal capital structure to reduce the cost of capital.

For the purpose of the Company's capital management, the Company may return capital to shareholders, issue new shares or sell assets to reduce debt. The primary objective of the Company's capital management is to maximise the shareholder's value. The Company manages its capital structure and makes adjustments in light of changes in economic conditions.

	As at 31 March 2025	As at 31 March 2024 (Restated)
Total non-current borrowings	4,350.34	4,820.58
Total current maturity of long term borrowings	1,010.55	959.66
Total current borrowings	3,533.51	3,209.55
Total cash and cash equivalents	11.43	123.48
Net debt	8,882.97	8,866.31
Total equity	2,346.70	2,148.39
Net debt to equity ratio	3.79	4.13

41 Segment reporting

Operating segments are reported in a manner consistent with the internal reporting provided to the chief operating decision maker. The board of directors have been identified as the chief operating decision maker. The Company operates in three segment i.e. Sugar, Distillery and Co-generation of electricity.

Revenue by products

Year ended 31 March 2025

PARTICULARS	SUGAR DIVISION	SUGAR TRADING DIVISION	COGENERATION DIVISION	ETHANOL DIVISION	UNALLOCABLE	TOTAL
	31-03-2025	31-03-2025	31-03-2025	31-03-2025	31-03-2025	31-03-2025
Revenue						
- External	1,438.34	2,187.92	93.57	3,032.87	-	6,752.70
- Internal	-	-	-	-	-	-
Total Revenue	1,438.34	2,187.92	93.57	3,032.87	-	6,752.70
Operating Income	1,438.34	2,187.92	93.57	3,032.87	-	6,752.70
Add : Other Income	60.23	-	0.16	241.45	0.70	302.54
Gross Segment Result	1,498.57	2,187.92	93.73	3,274.32	0.70	7,055.24
Less : Allocable Expenses	1,443.07	2,186.06	37.76	3,077.19	19.37	6,763.45
Net Segment Result	55.50	1.86	55.97	197.13	(18.67)	291.79
Profit Before Tax	55.50	1.86	55.97	197.13	(18.67)	291.79
Other Information						
Segment Assets	1,457.41	215.77	429.28	2,739.27	7,775.14	12,616.87
Total Assets	1,457.41	215.77	429.28	2,739.27	7,775.14	12,616.87
Segment Liabilities	2,127.53	212.10	0.10	2,480.20	5,450.24	10,270.17
Total Liabilities	2,127.53	212.10	0.10	2,480.20	5,450.24	10,270.17

Year ended 31 March 2024(Restated)

PARTICULARS	SUGAR DIVISION	SUGAR TRADING DIVISION	COGENERATION DIVISION	ETHANOL DIVISION	UNALLOCABLE	TOTAL
	31-03-2024	31-03-2024	31-03-2024	31-03-2024	31-03-2024	31-03-2024
Revenue						
- External	1,924.89	3,322.96	170.98	2,122.56	-	7,541.39
- Internal	-	-	-	-	-	-
Total Revenue	1,924.89	3,322.96	170.98	2,122.56	-	7,541.39
Operating Income	1,924.89	3,322.96	170.98	2,122.56	-	7,541.39
Add : Other Income	50.41	-	4.48	55.59	149.17	259.65
Gross Segment Result	1,975.30	3,322.96	175.46	2,178.15	149.17	7,801.04
Less : Allocable Expenses	1,170.52	3,320.42	75.39	906.41	2,038.34	7,511.08
Net Segment Result	804.78	2.54	100.07	1,271.74	(1,889.17)	289.96
Profit Before Tax	804.78	2.54	100.07	1,271.74	(1,889.17)	289.96
Other Information						
Segment Assets	2,014.29	25.55	500.19	3,106.27	6,702.74	12,349.64
Segment Liabilities	1,953.48	0.01	0.10	2,817.38	5,430.29	10,201.26
Total Liabilities	1,953.48	0.01	0.10	2,817.38	5,430.29	10,201.26

Information about location of non current assets

The total of non-current assets (other than financial instruments, deferred tax assets and income tax assets) are located in the Company's country of domicile i.e. in India.

**Swaraj Green Power and Fuel Limited**

**Notes to Consolidated financial statements for the year ended 31 March 2025**

(All amounts in INR millions, unless otherwise stated)

**42 Financial risk management**

The Company's activities exposes it to market risk, liquidity risk and credit risk. The Company's risk management is carried out by a central treasury department under policies approved by the board of directors. The board provides written principles for overall risk management, as well as policies covering specific areas such as interest rate risk, credit risk, use of derivative financial instruments and non-derivative financial instruments, and investment of excess liquidity.

**(A) Credit risk**

Credit risk is the risk that a counterparty fails to discharge an obligation to the company. The Company is exposed to this risk for various financial instruments, for example by granting advances, receivables to customers, placing deposits, etc. The Company's maximum exposure to credit risk is limited to the carrying amount of following types of financial assets.

- cash and cash equivalents,
- trade receivables,
- advances and receivables measured at amortised cost, and
- deposits with banks

**(i) Credit risk management**

The Company assesses and manages credit risk based on internal credit rating system, continuously monitoring defaults of customers and other counterparties, identified either individually or by the company, and incorporates this information into its credit risk controls. Internal credit rating is performed for each class of financial instruments with different characteristics. The Company assigns the following credit ratings to each class of financial assets based on the assumptions, inputs and factors specific to the class of financial assets.

A: Low

B: Medium

C: High

Credit rating	Particulars	As at 31 March 2025	As at 31 March 2024
A: Low	Cash and cash equivalents	11.43	123.48
	Trade receivables (Considered good)	720.73	625.08
	Other financial assets	796.53	610.66
C: High*	Loans	90.02	-
	Trade receivables*	2.66	2.66

\*Note - The provision for the outstanding amount has already been provided for in the books (Refer Note 9)

**Cash and cash equivalents and bank deposits**

Credit risk related to cash and cash equivalents and bank deposits is managed by only accepting highly rated banks and diversifying bank deposits and accounts in different banks across the country.

**Loans**

All of the entity's loans advances are considered to have low credit risk. Management considers instruments to be low credit risk when they have a low risk of default and the issuer has a capacity to meet its contractual cash flow obligations in the near term.

**Trade receivables**

The Company closely monitors the credit-worthiness of the debtors through internal systems that are configured to define credit limits of customers, thereby, limiting the credit risk to pre-calculated amounts. The Company assesses increase in credit risk on an ongoing basis for amounts receivable that become past due and default is considered to have occurred when amounts receivable become six months past due.

**Other financial assets measured at amortised cost**

Other financial assets measured at amortised cost includes loans and advances to employees, security deposits and others. The credit risk related to these other financial assets is managed by monitoring the recoverability of such amounts continuously, while at the same time internal control system in place ensure the amounts are within defined limits.

**Swaraj Green Power and Fuel Limited**

**Notes to Consolidated financial statements for the year ended 31 March 2025**

**(All amounts in INR millions, unless otherwise stated)**

*ii) Expected credit losses*

The Company provides for expected credit losses based on the following:

The company recognizes lifetime expected credit losses on trade receivables using a simplified approach, wherein the company has defined percentage of provision by analysing the ageing of the trade receivables based on the criteria defined above. And such provision percentage determined have been considered to recognise life time expected credit losses on trade receivables.

Particulars	As at 31 March 2025		As at 31 March 2024	
	>365 days	0 - 365 Days	>365 days	0 - 365 Days
Gross amount of trade receivables	60.56	662.83	61.87	565.88
Expected loss rate (in %)	4%	-	4%	-
Expected credit loss (loss allowance provision)	2.66	-	2.66	-

**(B) Liquidity risk**

Prudent liquidity risk management implies maintaining sufficient cash and marketable securities and the availability of funding through an adequate amount of committed credit facilities to meet obligations when due. Due to the nature of the business, the Company maintains flexibility in funding by maintaining availability under committed facilities.

The management monitors rolling forecasts of the Company's liquidity position and cash and cash equivalents on the basis of expected cash flows. The Company takes into account the liquidity of the market in which the entity operates. In addition, the Company's liquidity management policy involves projecting cash flows in major currencies and considering the level of liquid assets necessary to meet these, monitoring balance sheet liquidity ratios against internal and external regulatory requirements and maintaining debt financing plans.

*(i) Financing arrangements*

The Company has access to various borrowing facilities at the end of the reporting year.

*(ii) Maturities of financial liabilities*

The tables below analyse the Company's financial liabilities into relevant maturity group based on their contractual maturities:

**As at 31 March 2025**

	Less than 1 year	1 year - 2 years	2 Years - 3 Years	More than 3 years	Total
Borrowings	-	159.19	66.20	2,392.51	2,617.90
Other Long Term Borrowings	-	870.00	-	-	870.00
Working Capital Loans	3,490.13	-	-	-	3,490.13
Short Term Borrowings	43.38	-	-	-	43.38
Current maturities of long-term debt	1,010.55	-	-	-	1,010.55
Lease Liability	-	-	-	-	-
Trade payables	604.05	-	-	-	604.05
Other financial liabilities	25.67	81.72	-	-	107.39
<b>Total</b>	<b>5,173.78</b>	<b>1,110.91</b>	<b>66.20</b>	<b>2,392.51</b>	<b>8,743.40</b>

**As at 31 March 2024(Restated)**

	Less than 1 year	1 year - 2 years	2 Years - 3 Years	More than 3 years	Total
Borrowings	-	961.68	882.48	1,388.82	3,232.98
Other Long Term Borrowings	-	737.40	-	-	737.40
Working Capital Loans	3,141.41	-	-	-	3,141.41
Short Term Borrowings	68.14	-	-	-	68.14
Current maturities of long-term debt	959.66	-	-	-	959.66
Lease Liability	1.77	2.15	2.58	3.34	9.84
Trade payables	409.08	-	-	-	409.08
Other financial liabilities	21.14	114.08	-	-	135.22
<b>Total</b>	<b>4,601.20</b>	<b>1,815.31</b>	<b>885.06</b>	<b>1,392.16</b>	<b>8,693.73</b>

**Swaraj Green Power and Fuel Limited**

**Notes to Consolidated financial statements for the year ended 31 March 2025**

(All amounts in INR millions, unless otherwise stated)

**(C) Market risk**

**(a) Cash flow and fair value interest rate risk**

**i) Liability**

The Company's policy is to minimise interest rate cash flow risk exposures on long-term financing. As at 31 March 2025, the Company is exposed to changes in market interest rates through bank borrowings at variable interest rates. The Company's investments in fixed deposits pay fixed interest rates.

The exposure of the Company's borrowing to interest rate changes at the end of the reporting period are as follows:

	As at 31 March 2025	As at 31 March 2024
Variable rate borrowings	7,937.01	8,177.38
Fixed rate borrowing	87.39	75.01
<b>Total borrowings</b>	<b>8,024.40</b>	<b>8,252.39</b>

Note - The above balance does not include H&T Deposits

Any movement in the interest rate will not have material impact on profit/loss before tax.

**Sensitivity**

Below is the sensitivity of profit or loss and equity changes in interest rates.

	As at 31 March 2025	As at 31 March 2024
Interest rates - increase by 50 bp basis points	(39.69)	(40.89)
Interest rates - decrease by 50 bp basis points	39.69	40.89

\* Holding all other variables constant

**ii) Assets**

The Company's fixed deposits are carried at amortised cost and are fixed rate deposits. They are therefore not subject to interest rate risk as defined in Ind AS 107, since neither the carrying amount nor the future cash flows will fluctuate because of a change in market interest rates.

**b) Price risk**

The Company does not have any significant investments in equity instruments which create an exposure to price risk.

**(D) Lien**

The values of the fixed deposits under lien aggregated to Rs. 224 lacs as at 31 March 2025 (year ended 31 March 2024: Rs. 158 lacs) which was placed with bank as security for exposure under borrowing contract.

**Swaraj Green Power and Fuel Limited**

**Notes to Consolidated financial statements for the year ended 31 March 2025**

(All amounts in INR millions, unless otherwise stated)

**43 Restatement of financial statements**

In accordance with the principles of Ind AS 8, Accounting policies, Changes in Accounting Estimates and Errors and Para 40A of Ind AS 1, Presentation of Financial Statements, the management has retrospectively restated the previous year financial statements as at 31 March 2024 and has also presented a third balance sheet as at 1 April 2023, to rectify the classification errors as under:

**(i) Balance Sheet as at 31 March 2024**

Particulars	Notes	31 March 2024 (Published)	Adjustments	31 March 2024 (Restated)
<b>EQUITY AND LIABILITIES</b>				
Equity				
Other equity	(a) & (b)	1,692.90	(50.21)	1,642.69
<b>LIABILITIES</b>				
<b>I. Non-current liabilities</b>				
Financial liabilities				
(i) Borrowings	(a) & (b)*	4,770.37	50.21	4,820.58

**(ii) Balance Sheet as at 01 April 2023**

Particulars	Notes	01 April 2023 (Published)	Adjustments	01 April 2023 (Restated)
<b>EQUITY AND LIABILITIES</b>				
Equity				
Other equity	(a) & (b)	1,477.07	(38.05)	1,439.02
<b>LIABILITIES</b>				
<b>I. Non-current liabilities</b>				
Financial liabilities				
(i) Borrowings	(a) & (b)*	4,348.97	38.05	4,387.02

\* There are changes in published figure stated above in borrowings and those presented in last year's financials because of re-grouping of borrowings.

**(iii) Statement of profit and loss for the year ended 31 March 2024**

Particulars	Notes	31 March 2024 (Published)	Adjustments	31 March 2024 (Restated)
<b>Expenses</b>				
Finance cost	(a) & (b)	528.86	12.16	541.02

**Swaraj Green Power and Fuel Limited**  
**Notes to Consolidated financial statements for the year ended 31 March 2025**  
**(All amounts in INR millions, unless otherwise stated)**

**(iv) Restatement in the Earnings per Share**

Particulars	Year ended 31 March 2024 (Published)	Year ended 31 March 2024 (Restated)
Earnings per equity share ("EPES")		
Basic and Diluted EPES (in absolute terms)	4.28	4.04

**(v) There is no change in cash flow statement for the year ended 31 March 2024 because of the above restatement**

**Notes**

**(a)**

It was identified that dividends on cumulative preference shares were not appropriately accrued and cumulated in the prior period's financial statements. According to the terms of these shares, unpaid dividends cumulate and are payable in future. This error resulted in an understatement of financial liabilities and an overstatement of retained earnings in the prior period and the corresponding opening balance sheet. Because of this error the financial liabilities were understated by ₹ 37.28 millions up to FY 2023-24 (₹ 32.02 millions up to 01 April 2023). The comparative figures for the prior period in the financial statements have been retrospectively adjusted to reflect the corrections of these errors. The Company has elected to present a third balance sheet as at the beginning of the preceding period i.e., as at Beginning of Prior Period, April 1, 2023 due to the material impact of these restatements on the financial position. Because of the same the Finance Cost for the FY 2023-24 increased by ₹ 5.26 millions (₹5.26 millions for FY 2022-23)

**(b)** It was also identified that non-cumulative preference shares were not initially recognized at their present value in the prior period, as required by Ind AS 109. This error primarily impacted the initial measurement of these shares. This error resulted in an understatement of financial liabilities and an overstatement of retained earnings in the prior period and the corresponding opening balance sheet. Because of this error the financial liabilities were understated and Retained Earnings were overstated by ₹ 12.92 millions up to FY 2023-24 (₹ 6.02 millions up to 01 April 2023). The comparative figures for the prior period in the financial statements have been retrospectively adjusted to reflect the corrections of these errors. The Company has elected to present a third balance sheet as at the beginning of the preceding period i.e., as at Beginning of Prior Period, April 1, 2023 due to the material impact of these restatements on the financial position. Because of the same the Finance Cost for the FY 2023-24 increased by ₹6.90 millions (₹5.98 millions for FY 2022-23)

Swaraj Green Power and Fuel Limited

Notes to Consolidated financial statements for the year ended 31 March 2025

(All amounts in INR millions, unless otherwise stated)

44 Ratios

The following are analytical ratios for the Year ended 31 March 2025

Ratio	Numerator	Denominator	As at 31 March 2025	As at 31 March 2024	Variance	Reasons for Variance
Current Ratio	Current assets	Current liabilities	1.12	1.12	(0.06%)	N.A.
Debt - Equity Ratio	Total Debt	Shareholder's Equity	3.79	4.18	(9.42%)	N.A.
Debt Service Coverage Ratio	Earnings available for debt service <sup>(i)</sup>	Debt Service <sup>(ii)</sup>	2.46	2.57	(4.17%)	N.A.
Return on Equity (ROE)	Net Profits after taxes - Preference Dividend	Average Shareholder's Equity	12.75%	13.91%	(8.36%)	N.A.
Inventory Turnover Ratio	Revenue from Operations	Average Inventory	1.75	2.16	(18.59%)	N.A.
Trade receivables turnover ratio	Revenue from Operations	Average Trade Receivable	10.04	12.44	(19.33%)	N.A.
Trade payables turnover ratio	Purchases of Material and Purchases of Stock in Trade	Average Trade Payables	9.84	19.62	(49.84%)	Change in ratio is due to lower trading turnover
Net capital turnover ratio	Revenue from operations	Working Capital <sup>(iii)</sup>	10.00	12.33	(18.88%)	N.A.
Net profit ratio	Net Profit after taxes	Revenue from operations	0.03	0.03	8.43%	N.A.
Return on capital employed (ROCE)	Earning before interest and taxes	Capital Employed <sup>(iv)</sup>	9.11%	7.32%	24.43%	N.A.
Return on Investment (ROI)	Interest (Finance Income)	Average investment	5.91%	6.07%	(2.76%)	N.A.

Note:

- (i) Net Profit after taxes + Non-cash operating expenses + Interest + other adjustments like (gain) on sale of Fixed assets etc (i.e., EBITDA).
- (ii) Interest, Lease payments + Principal Repayments
- (iii) Current assets - Current liabilities
- (iv) Tangible Net Worth + Total Debt + Deferred Tax Liability

**Swaraj Green Power and Fuel Limited**

**Notes to Consolidated financial statements for the year ended 31 March 2025**

(All amounts in INR millions, unless otherwise stated)

**45 Additional regulatory information required by Schedule III**

(i) Details of benami property held

No proceedings have been initiated on or are pending against the company for holding benami property under the Benami Transactions (Prohibition) Act, 1988 (45 of 1988) and Rules made thereunder.

(ii) Borrowing secured against current assets

The Company has been sanctioned working capital limits in excess of Rs 5 crore by bank on the basis of security of current assets during the year. Pursuant to the terms of the sanction letter, the Company is required to file quarterly return or statement with such banks or financial institutions till the time the said limit remains unutilised.

A Security of current assets against borrowings

The Company has borrowings of Rs. 3,533.51 Millions as at March 25, from banks or financial institutions on the basis of security of current assets.

Quarter	Name of bank	Particulars of Securities Provided	Amount as per books of account	Amount as reported in the quarterly return/ statement	Amount of difference	Reason for material discrepancies *
Jun-24	Central Bank of India & Union Bank of India	Current Assets	5,461.89	5,433.20	28.69	Refer below note
Sep-24	Central Bank of India & Union Bank of India	Current Assets	4,901.80	4,898.80	3.00	
Dec-24	Central Bank of India & Union Bank of India	Current Assets	5,904.14	5,788.70	115.44	
Mar-25	Central Bank of India & Union Bank of India	Current Assets	6,265.94	6,156.00	109.94	

\*Note The differences as stated above have arisen majorly due to the variation in the basis of valuation followed for inventory of sugar and the exclusion of certain current assets of the company in the statement filed with the bank. The sugar inventory for the purpose of the Statements have been valued as per the terms of sanction letter whereas, in the books of accounts, these have been valued as per the accounting policy followed in this respect by the Company.

(iii) Wilful defaulter

Company have not been declared wilful defaulter by any bank or financial institution or government or any government authority.

(iv) Relationship with struck off companies

The following table summarises the transactions with the companies struck off under section 248 of the Companies Act, 2013 as at 31 March 2025:

Name of struck off Company	Nature of transactions with struck Off Company	Amount of transactions	Balance outstanding	Relationship with the Struck off company
*Moonstone Milktown Pvt Ltd.	Amount Advanced / Reimbursement of Expenses	-	0.40	External Party

\*Note - The provision for the outstanding amount has already been provided for in the books

The following table summarises the transactions with the companies struck off under section 248 of the Companies Act, 2013 as at 31 March 2024:

Name of struck off Company	Nature of transactions with struck Off Company	Amount of transactions	Balance outstanding	Relationship with the Struck off company
*Moonstone Milktown Pvt Ltd.	Amount Advanced / Reimbursement of Expenses	-	0.40	External Party

\*Note - The provision for the outstanding amount has already been provided for in the books

(v) Compliance with number of layers of companies

The company has complied with the number of layers prescribed under the Companies Act, 2013.

(vi) Compliance with approved scheme(s) of arrangements

The company has not entered into any scheme of arrangement which has an accounting impact on current or previous financial year.

**Swaraj Green Power and Fuel Limited****Notes to Consolidated financial statements for the year ended 31 March 2025****(All amounts in INR millions, unless otherwise stated)****(vii) Utilisation of borrowed funds and share premium**

The company has not advanced or loaned or invested funds to any other person(s) or entity(is), including foreign entities (Intermediaries) with the understanding that the Intermediary shall:

- a. directly or indirectly lend or invest in other persons or entities identified in any manner whatsoever by or on behalf of the company (Ultimate Beneficiaries) or
- b. provide any guarantee, security or the like to or on behalf of the ultimate beneficiaries

The company has not received any fund from any person(s) or entity(is), including foreign entities (Funding Party) with the understanding (whether recorded in writing or otherwise) that the company shall:

- a. directly or indirectly lend or invest in other persons or entities identified in any manner whatsoever by or on behalf of the Funding Party (Ultimate Beneficiaries) or
- b. provide any guarantee, security or the like on behalf of the ultimate beneficiaries

**(viii) Undisclosed income**

There is no income surrendered or disclosed during the current or previous year in the tax assessments under the Income Tax Act, 1961, that has not been recorded in the books of account.

**(ix) Details of crypto currency or virtual currency**

The company has not traded or invested in crypto currency or virtual currency during the current or previous year.

**(x) Valuation of PPE, intangible asset and investment property**

The company has not revalued its property, plant and equipment or intangible assets or both during the current or previous year.

**(xi) Title deeds of immovable properties not held in name of the company**

The title deeds of all the immovable properties (other than properties where the company is the lessee and the lease agreements are duly executed in favour of the lessee), as disclosed in note 3 (a) to the financial statements, are held in the name of the company.

**(xii) Registration of charges or satisfaction with Registrar of Companies**

There are no charges or satisfaction which are yet to be registered with the Registrar of Companies beyond the statutory period.

**(xiii) Loans and advances in the nature of Loans and Advances granted to Promoters, Directors, KMPs and Related Parties.**

i) Without specifying any terms or period of repayment.

Type of Borrower	As at 31 March 2025		As at 31 March 2024	
	Amount of loan or advance in the nature of loan outstanding	Percentage of total loans or advances in the nature of loans	Amount of loan or advance in the nature of loan outstanding	Percentage of total loans or advances in the nature of loans
Promoters	-	0%	-	0%
Directors	-	0%	-	0%
KMPs	-	0%	-	0%
Related Parties	0.63	0.69%	-	0%

Swaraj Green Power and Fuel Limited

Notes to Consolidated financial statements for the year ended 31 March 2025

(All amounts in INR millions, unless otherwise stated)

46 An analysis of net debt and the movements in net debt as at 31 March 2025.

	As at 31 March 2025	As at 31 March 2024 (Restated)
Cash and cash equivalents	11.43	123.48
Non-current borrowings	(4,350.34)	(4,820.58)
Current borrowings	(4,544.06)	(4,169.21)
<b>Net debt</b>	<b>(8,882.97)</b>	<b>(8,866.31)</b>

	Cash and cash equivalents	Non-current borrowings	Current borrowings	Net cash and bank balance/ (net debt) as at 31 March 2025
Net cash and bank balance/ (net debt) as at 01 April 2024 (Restated)	123.48	(4,820.58)	(4,169.21)	(8,866.31)
Net cash flows (Including Interest)	(112.05)	470.24	(374.85)	(16.66)
Net cash and bank balance/ (net debt) as at 31 March 2025	11.43	(4,350.34)	(4,544.06)	(8,882.97)

	Cash and cash equivalents	Non-current borrowings	Current borrowings	Net cash and bank balance/ (net debt) as at 31 March 2024 (Restated)
Net cash and bank balance/ (net debt) as at 01 April 2023 (Restated)	29.92	(4,387.02)	(3,123.08)	(7,480.18)
Net cash flows (Including Interest)	93.56	(433.56)	(1,046.13)	(1,386.13)
Net cash and bank balance/ (net debt) as at 31 March 2024 (Restated)	123.48	(4,820.58)	(4,169.21)	(8,866.31)

**Swaraj Green Power and Fuel Limited**  
**Notes to Consolidated financial statements for the year ended 31 March 2025**  
**(All amounts in INR millions, unless otherwise stated)**

**47 Government Grants**

**I Industrial Promotion Scheme**

The Company is eligible for benefits under the Package Scheme of Incentives 2019 ('the Scheme').

In terms of the Scheme and based on the Eligibility Certificate received, the above incentives are to be sanctioned and disbursed by the relevant authorities on confirmation of compliance with conditions prescribed in the Scheme. During the period, the Company has recognised income of Rs. 114 Millions (year ended 31 March 2024: Rs. 136 Million) on the basis of State Goods and Service Tax (SGST) for sales made in Maharashtra during the period. The income related to grant has been presented under 'Other income' under Consolidated Statement of profit and loss.

**II Switchyard Subsidy Claim Receivable**

There are various subsidy programs that encourage investment in renewable energy projects, like solar, wind farms and Co-generation. These projects might require construction of substations and switchyards as part of the infrastructure. The subsidy is provided specifically for the switchyard component.

The Company has applied for the refund of evacuation Expenditure to Wind energy projects. & Reimbursement claim for 220 KV, 19.5MW Co-Gen Substation and 220KV Tower Line work Bothe-Phalnan MIDC SCDC the claim is made of Rs. 40 Million in the FY 2020-21. Subsequently, the government authority has recommended to release the payment for the same.

**III Interest Subvention Claim Receivable**

**Scheme for Extending Financial Assistance to Sugar Mills for Enhancement and Augmentation of Ethanol Production Capacity**

This scheme offers soft loans to sugar mills through banks for various purposes: Setting up new distilleries for ethanol production, Expanding the capacity of existing distilleries, Installing incineration boilers or adopting methods approved by the Central Pollution Control Board (CPCB) to achieve zero liquid discharge. The government provides interest subvention on these loans, making them more affordable for sugar mills. This subvention typically covers: 6% per annum Or 50% of the actual interest charged by the bank, whichever is lower.

The subvention is usually provided for a total period of five years, including a one-year moratorium period (interest is not charged during this time).

Nodal Agency: The National Bank for Agriculture and Rural Development (NABARD) acts as the nodal agency for channelizing and disbursing the interest subvention claim.

The Company in the Financial Year ended 31 March 2025 recognised Income of Rs. 122 Millions (110 Millions 31 March 2024) related to grant, and has been presented in other income under Consolidated Statement of profit and loss.

**48 Rounding Off**

Amounts mentioned as '0.00' in the financial statements denote amounts rounded off being less than INR 5000.

49 The previous year's including figures have been reworked, regrouped, rearranged and reclassified wherever necessary to match with the current year.

Swaraj Green Power and Fuel Limited  
Notes to Consolidated financial statements for the year ended 31 March 2025  
(All amounts in INR millions, unless otherwise stated)


50 Disclosure in terms of Schedule III of the Companies Act, 2013

Name of The Entity	Net assets		Share in profit or (loss)		Share in other comprehensive income		Share in total comprehensive income	
	As % of consolidated net assets	Amount	As % of consolidated profit or loss	Amount	As % of consolidated other comprehensive income	Amount	As % of consolidated total comprehensive income	Amount
1	2	3	4	5	6	7	8	9
<b>1. Parent Company</b> Swaraj Green Power And Fuel Limited - 31.03.2025	100.00%	2,346.70	99.95%	198.05	100.00%	0.16	99.95%	198.21
<b>2. Indian Subsidiary</b> Codsland FarmFresh Private Limited - 31.03.2025	0.01%	0.26	-0.30%	(0.59)	0.00%	-	-0.30%	(0.59)
<b>Sub-Total</b>	100.01%	2,346.95	99.65%	197.46	100.00%	0.16	99.65%	197.61
Adjustment arising out of consolidation	-0.01%	(0.26)	0.35%	0.70	0.00%	-	0.35%	0.70
Non-controlling interests	0.00%	(0.00)	0.00%	(0.00)	0.00%	-	0.00%	(0.00)
<b>TOTAL 31.03.2025</b>	<b>100.00%</b>	<b>2,346.70</b>	<b>100.00%</b>	<b>198.15</b>	<b>100.00%</b>	<b>0.16</b>	<b>100.00%</b>	<b>198.31</b>

For and on behalf of the Board of Directors of  
Swaraj Green Power and Fuel Limited



**Ashok Goyal**  
Whole Time Director and CFO  
DIN: 08150822  
Place: Phaltan  
Date: 03 Jul 2025



**Uday Patil**  
Additional Director  
DIN: 10823024  
Place: Phaltan  
Date: 03 Jul 2025



**Anjali Bodas**  
Company Secretary  
Membership No: 54979  
Place: Phaltan  
Date: 03 Jul 2025